

DHG PHARMACEUTICAL JOINT STOCK COMPANY

INTERIM FINANCIAL STATEMENTS  
FOR THE FISCAL PERIOD ENDED 30 JUNE 2025



**DHG PHARMACEUTICAL JOINT STOCK COMPANY**

**INTERIM FINANCIAL STATEMENTS  
FOR THE FISCAL PERIOD ENDED 30 JUNE 2025**

**CONTENTS**

**PAGE**

Corporate Information	1
Balance Sheet (Form B 01-DN)	2
Income Statement (Form B 02- DN)	4
Cash flow statement (Form B 03-DN)	5
Notes to the financial statements (Form B 09-DN)	6

## DHG PHARMACEUTICAL JOINT STOCK COMPANY

### CORPORATE INFORMATION

<b>Establishment decision</b>	No. 2405/QD-CT.UB dated 5 August 2004 This decision was issued by the People's Committee of Can Tho City.	
<b>Business registration Certificate</b>	No. 5703000111 dated 15 September 2004 issued by the Department of Planning and Investment of Can Tho City.  The Business registration certificate has been amended several times, and its latest amendment No. 1800156801 dated 03 January 2023 was issued by the Department of Planning and Investment of Can Tho City.	
<b>Board of Directors</b>	Ms. Dang Thi Thu Ha Mr. Jun Kuroda Mr. Toshiyuki Ishii Mr. Maki Kamijo Ms. Le Thi Thanh Hien  Mr. Do Le Hung Mr. Truong Anh Hung	Chairwoman Member Member Member Member (from 24 April 2025) Member Member
<b>Management</b>	Mr. Toshiyuki Ishii Mr. Osamu Fujimori Ms. Nguyen Ngoc Diep Mr. Tomoyuki Kawata	General Director Chief Operating Officer Deputy General Director Deputy General Director
<b>Audit Committee</b>	Mr. Do Le Hung Ms. Dang Thi Thu Ha  Mr. Maki Kamijo Ms. Le Thi Thanh Hien	Chairman Member (until 24 April 2025) Member Member (from 24 April 2025)
<b>Legal representative</b>	Mr. Toshiyuki Ishii	General Director
<b>Head office</b>	288 Bis Nguyen Van Cu, Cai Khe Ward, Can Tho City, Vietnam	

## DHG PHARMACEUTICAL JOINT STOCK COMPANY

Form B 01 – DN

## INTERIM BALANCE SHEET

Codes	ASSETS	Notes	As at 30.6.2025 VND	As at 31.12.2024 VND
<b>100</b>	<b>CURRENT ASSETS</b>		<b>4,165,085,715,080</b>	<b>4,604,003,766,930</b>
<b>110</b>	<b>Cash and cash equivalents</b>	<b>4</b>	<b>80,270,385,826</b>	<b>62,857,547,612</b>
111	Cash		80,270,385,826	62,857,547,612
<b>120</b>	<b>Short-term financial investments</b>	<b>5</b>	<b>2,475,000,000,000</b>	<b>2,745,000,000,000</b>
123	Held-to-maturity investments		2,475,000,000,000	2,745,000,000,000
<b>130</b>	<b>Short-term receivables</b>		<b>496,789,500,792</b>	<b>656,735,934,274</b>
131	Short-term trade receivables	6	453,550,727,422	556,907,648,937
132	Short-term advances to suppliers		15,307,680,754	45,858,016,499
135	Short-term loan receivables	7	181,622,204	257,622,204
136	Other short-term receivables	8	61,422,191,408	86,760,219,279
137	Provision for short-term doubtful debts	9	(33,672,720,996)	(33,047,572,645)
<b>140</b>	<b>Inventories</b>	<b>10</b>	<b>1,087,637,023,030</b>	<b>1,115,429,265,990</b>
141	Inventories		1,090,079,171,061	1,117,843,358,841
149	Provision for devaluation of inventories		(2,442,148,031)	(2,414,092,851)
<b>150</b>	<b>Other short-term assets</b>		<b>25,388,805,432</b>	<b>23,981,019,054</b>
151	Short-term prepayments	11	8,070,134,816	10,859,509,686
152	Value added tax deductibles		11,900,530,952	11,321,251,904
153	Taxes and other receivables from the State budget	12	5,418,139,664	1,800,257,464
<b>200</b>	<b>NON-CURRENT ASSETS</b>		<b>1,329,958,742,944</b>	<b>1,355,239,509,335</b>
<b>210</b>	<b>Long-term receivables</b>		<b>205,000,000</b>	<b>205,000,000</b>
216	Other long-term receivables		205,000,000	205,000,000
<b>220</b>	<b>Fixed assets</b>		<b>1,182,408,951,168</b>	<b>1,195,866,733,467</b>
221	Tangible fixed assets	13	1,006,171,383,407	1,017,760,834,448
222	Cost		2,196,527,180,657	2,151,327,804,065
223	Accumulated depreciation		(1,190,355,797,250)	(1,133,566,969,617)
227	Intangible fixed assets	14	176,237,567,761	178,105,899,019
228	Cost		234,288,626,721	234,288,626,721
229	Accumulated amortization		(58,051,058,960)	(56,182,727,702)
<b>230</b>	<b>Investment properties</b>	<b>15</b>	<b>30,268,430,901</b>	<b>30,672,622,059</b>
231	Cost		44,826,611,143	44,826,611,143
232	Accumulated depreciation		(14,558,180,242)	(14,153,989,084)
<b>240</b>	<b>Long-term assets in progress</b>	<b>16</b>	<b>46,568,696,176</b>	<b>48,613,976,834</b>
242	Construction in progress		46,568,696,176	48,613,976,834
<b>250</b>	<b>Long-term financial investments</b>	<b>5</b>	<b>4,630,000,000</b>	<b>4,437,500,000</b>
253	Equity investments in other entities		24,108,379,057	24,108,379,057
254	Provision for impairment of long-term financial investments		(19,478,379,057)	(19,670,879,057)
<b>260</b>	<b>Other long-term assets</b>		<b>65,877,664,699</b>	<b>75,443,676,975</b>
261	Long-term prepayments	11	47,205,193,557	57,104,157,059
262	Deferred tax assets	17	18,672,471,142	18,339,519,916
<b>270</b>	<b>TOTAL ASSETS</b>		<b>5,495,044,458,024</b>	<b>5,959,243,276,265</b>




## DHG PHARMACEUTICAL JOINT STOCK COMPANY


Form B 01 – DN

## INTERIM BALANCE SHEET (cont.)

Codes	RESOURCES	Notes	As at 30.6.2025 VND	As at 31.12.2024 VND
<b>300</b>	<b>LIABILITIES</b>		<b>1,706,998,675,675</b>	<b>1,864,488,178,296</b>
<b>310</b>	<b>Current liabilities</b>		<b>1,631,776,602,099</b>	<b>1,790,292,694,239</b>
311	Short-term trade payables	18	293,315,399,450	167,297,346,734
312	Short-term advances from customers		45,300,971,996	35,831,657,220
313	Taxes and amounts payable to the State budget	12	87,628,774,801	76,460,947,075
314	Payables to employees		142,335,955,735	202,121,684,052
315	Short-term accrued expenses	19	51,538,668,931	59,525,577,023
318	Short-term unearned revenue	20	49,210,492,963	48,506,708,876
319	Other current payables	21	2,841,711,527	525,017,692,946
320	Short-term loans	22	927,569,329,050	649,913,916,414
322	Bonus and welfare funds	23	32,035,297,646	25,617,163,899
<b>330</b>	<b>Long-term liabilities</b>		<b>75,222,073,576</b>	<b>74,195,484,057</b>
342	Long-term provisions	24	73,830,526,288	71,954,405,323
343	Science and technology development fund	25	1,391,547,288	2,241,078,734
<b>400</b>	<b>EQUITY</b>		<b>3,788,045,782,349</b>	<b>4,094,755,097,969</b>
<b>410</b>	<b>Owner's equity</b>	<b>26</b>	<b>3,788,045,782,349</b>	<b>4,094,755,097,969</b>
411	Owner's contributed capital		1,307,460,710,000	1,307,460,710,000
411a	- Ordinary shares carrying voting rights		1,307,460,710,000	1,307,460,710,000
412	Share premium		6,778,948,000	6,778,948,000
418	Investment and development fund		1,358,122,657,972	2,458,122,657,972
421	Retained earnings		1,115,683,466,377	322,392,781,997
421a	- Retained earnings accumulated to the prior year end		612,548,752,398	66,456,946,037
421b	- Retained earnings of the current period		503,134,713,979	255,935,835,960
<b>440</b>	<b>TOTAL RESOURCES</b>		<b>5,495,044,458,024</b>	<b>5,959,243,276,265</b>

  
Tran Ngoc Hien  
Preparer

  
Ho Bui Huan  
Chief Accountant

  
Toshiyuki Ishii  
General Director  
18 July 2025





## DHG PHARMACEUTICAL JOINT STOCK COMPANY

Form B 02 – DN

## INTERIM INCOME STATEMENT

		For the 3-month period ended		For the 6-month period ended		
Codes	Notes	30.06.2025 VND	30.06.2024 VND	30.06.2025 VND	30.06.2024 VND	
01	Gross revenue from goods sold and services rendered	28	1,368,781,191,853	1,278,466,132,484	2,766,028,789,278	2,742,200,331,873
02	Deductions	28	184,544,177,604	172,633,955,036	387,246,998,277	377,849,630,377
10	Net revenue from goods sold and services rendered	28	1,184,237,014,249	1,105,832,177,448	2,378,781,791,001	2,364,350,701,496
11	Cost of sales	29	599,010,659,166	608,211,164,533	1,226,169,303,615	1,354,232,486,998
20	Gross profit from goods sold and services rendered		585,226,355,083	497,621,012,915	1,152,612,487,386	1,010,118,214,498
21	Financial income	30	35,392,954,588	34,537,772,701	68,161,733,319	73,341,588,150
22	Financial expenses	31	21,487,235,784	18,775,467,714	42,700,967,232	39,974,586,440
23	<i>In which: Interest expense</i>		6,498,003,344	3,736,567,657	12,697,085,263	8,944,085,778
25	Selling expenses	32	254,878,209,049	225,220,698,190	456,650,534,767	417,033,909,360
26	General and administrative expenses	32	76,391,122,837	69,741,888,876	156,714,385,965	158,225,378,295
30	Operating profit		267,862,742,001	218,420,730,836	564,708,332,741	468,225,928,553
31	Other income	33	8,603,416,835	972,454,585	9,426,060,049	2,724,076,417
32	Other expenses	33	4,102,861,869	6,454,567,776	8,594,625,307	8,010,354,099
40	Gains/ (Losses) from other activities		4,500,554,966	(5,482,113,191)	831,434,742	(5,286,277,682)
50	Accounting profit before tax		272,363,296,967	212,938,617,645	565,539,767,483	462,939,650,871
51	Current corporate income tax expense	35	35,800,764,324	20,623,733,679	62,738,004,730	48,567,877,120
52	Deferred corporate tax income	35	(332,332,524)	(169,561,705)	(332,951,226)	(341,415,851)
60	Net profit after corporate income tax		236,894,865,167	192,484,445,671	503,134,713,979	414,713,189,602
70	Earnings per share (VND)	36	1,754	1,424	3,725	3,069

  
Tran Ngoc Hien  
Preparer


  
Ho Bau Huan  
Chief Accountant

  
  
Toshiyuki Ishii  
General Director  
18 July 2025




INTERIM CASH FLOW STATEMENT  
(Indirect method)

Items	Codes	Fiscal period ended	
		30.6.2025 VND	30.6.2024 VND
<b>I. CASH FLOWS FROM OPERATING ACTIVITIES</b>			
1. Profit before tax	01	565,539,767,483	462,939,650,871
2. Adjustment for:			
Depreciation and amortization of fixed assets and investment properties	02	59,406,377,673	51,603,193,832
Provisions	03	3,150,286,085	2,350,207,398
Foreign exchange gains arising from translating foreign currency items	04	(96,237,333)	(178,463,040)
Gains from investing activities	05	(63,713,883,110)	(71,675,764,584)
Interest expense	06	12,697,085,263	8,944,085,778
3. Operating profit before movements in working capital	08	<u>576,983,396,061</u>	<u>453,982,910,255</u>
Changes in receivables	09	111,463,869,081	140,031,105,068
Changes in inventories	10	27,764,187,780	147,172,416,394
Changes in payables	11	53,134,863,943	(85,048,337,819)
Changes in prepaid expenses	12	18,286,865,528	6,441,143,668
Interest paid	14	(12,577,047,203)	(8,969,440,031)
Corporate income tax paid	15	(36,341,225,553)	(32,675,760,454)
Other cash outflows	17	(18,854,499,986)	(17,929,970,924)
Net cash generated by operating activities	20	<u>719,860,409,651</u>	<u>603,004,066,157</u>
<b>II. CASH FLOWS FROM INVESTING ACTIVITIES</b>			
1. Payment for purchasing, construction of fixed assets and other long-term assets	21	(20,577,566,076)	(34,318,981,634)
2. Proceeds from sale, disposal of fixed assets and other long-term assets	22	156,174,545	830,667,000
3. Cash outflow for lending, buying debt instruments of other entities	23	(1,944,000,000,000)	(1,995,000,000,000)
4. Cash recovered from lending, selling debt instruments of other entities	24	2,214,000,000,000	1,575,000,000,000
5. Interest earned, dividends and profits received	27	77,708,453,776	102,137,335,930
Net cash generated by/ (used in) investing activities	30	<u>327,287,062,245</u>	<u>(351,350,978,704)</u>
<b>III. CASH FLOWS FROM FINANCING ACTIVITIES</b>			
1. Proceeds from borrowings	33	1,352,569,329,050	1,005,835,884,809
2. Repayment of borrowings	34	(1,074,913,916,414)	(767,094,266,875)
3. Dividends and profits paid	36	(1,307,460,710,000)	(522,984,284,000)
Net cash used in by financing activities	40	<u>(1,029,805,297,364)</u>	<u>(284,242,666,066)</u>
Net increase/ (decrease) in cash	50	<u>17,342,174,532</u>	<u>(32,589,578,613)</u>
Cash and cash equivalents at the beginning of the year	60	62,857,547,612	94,134,026,358
Effects of changes in foreign exchange rates	61	70,663,682	84,561,734
Cash and cash equivalents at the end of the period/ year	70	<u>80,270,385,826</u>	<u>61,629,009,479</u>

  
Tran Ngoc Hien  
Preparer

  
Ho Bui Huan  
Chief Accountant

  
Toshiyuki Ishii  
General Director  
18 July 2025

**NOTES TO THE INTERIM FINANCIAL STATEMENTS  
FOR THE FISCAL PERIOD ENDED 30 JUNE 2025****1 GENERAL INFORMATION****Structure of ownership**

On 2 September 2004, DHG Pharmaceutical Joint Stock Company (the "Company") was equitized from Hau Giang Pharmaceutical United Factory in accordance with Decision No.2405/QD-CT.UB dated 5 August 2004 issued by the People's Committee of Can Tho City. The Company was officially incorporated as a joint stock company under the Business Registration Certificate No.5703000111 dated 15 September 2004 issued by the Department of Planning and Investment of Can Tho City with the initial charter capital of VND 80,000,000,000.

The Company's shares were listed on Ho Chi Minh Stock Exchange with DHG code in accordance with Decision No. 93/UBCK-GPNY dated 1 December 2006 issued by the State Securities Commission of Vietnam.

The largest shareholder of the Company is Taisho Pharmaceutical Co., Ltd which owned 51.01% and the State Capital Investment Corporation ("SCIC") which owned 43.31% of share capital of the Company. SCIC is controlled by Commission for the Management of State Capital at Enterprises.

The Company's head office is located at 288 Bis Nguyen Van Cu Street, Cai Khe Ward, Can Tho City, S.R. Vietnam.

The number of employees of the Company as at 30 June 2025 was 2,794 (as at 31 December 2024: 2,806).

**Operating industry and principal activities**

The Company's operating industry is to manufacture and sell pharmaceutical products.

The Company's principal activities are to manufacture and trade pharmaceuticals, health supplement and cosmeceuticals.

**Normal production and business cycle**

The Group's normal production and business cycle is carried out for a time period of 12 months or less.

**Disclosure of information comparability in the financial statements**

Comparative figures on the balance sheet are the figures of the audited financial statements for the Fiscal year ended 31 December 2024. Comparative figures on the income statement and cash flow statement are the figures of the audited financial statements for the fiscal period ended 30 June 2024.

**2 ACCOUNTING CONVENTION AND FISCAL YEAR****Accounting convention**

The financial statements, expressed in Vietnam Dong (VND), are prepared under the historical cost convention and in accordance with Vietnamese Accounting Standards, accounting regime for enterprises and legal regulations relating to financial reporting.

The financial statements are prepared solely to present the financial position of the Company as at 30 June 2025, and its results of operations and cash flows for the fiscal period ended 30 June 2025. The investments of the Company are recorded under the Company's policy and are presented in Note 3 as below.

The financial statements are not intended to present the financial position, results of operations and cash flows in accordance with accounting principles and practices generally accepted in countries and jurisdictions other than Vietnam.



**2 ACCOUNTING CONVENTION AND FISCAL YEAR (cont.)****Fiscal year**

The Company's Fiscal year begins on 1 January and ends on 31 December.

**3 SUMMARY OF SIGNIFICANT ACCOUNTING POLICIES**

The significant accounting policies, which have been adopted by the Company in the preparation of the financial statements, are as follows:

**Estimates**

The preparation of financial statements in conformity with Vietnamese Accounting Standards, accounting regime for enterprises and legal regulations relating to financial reporting requires the Board of Management to make estimates and assumptions that affect the reported amounts of assets, liabilities and disclosures of contingent assets and liabilities at the balance sheet date and the reported amounts of revenues and expenses during the financial period. Although these accounting estimates are based on the Board of Management's best knowledge, actual results may differ from those estimates.

**Cash and cash equivalents**

Cash and cash equivalents comprise cash on hand, cash in transit, demand deposits and short-term investments with maturity term not exceeding 3 months from the date of investment, highly liquid investments that are readily convertible to known amounts of cash and are subject to an insignificant risk of changes in value.

**Financial investments****Held-to-maturity investments**

Held-to-maturity investments comprise investments that the Company's Board of Management has the positive intent or ability to hold to maturity.

Held-to-maturity investments include term deposits to earn periodic interest (except for term deposits presented in Note "Cash and cash equivalents") for the purpose of earning annual interest. These investments are measured at cost less provision for impairment of financial investments. Provision for doubtful debts relating to held-to-maturity investments is made in accordance with prevailing accounting regulations.

Interest income from term deposits is recognized in the income statement on accrual basis.

**Loan receivables**

Loan receivables are measured at cost less provision. Provision for loan receivables is made in accordance with prevailing accounting regulations.

**Equity investments in other entities**

Equity investments in other entities represent the Company's investments in ordinary shares of the entities over which the Company has no control, joint control, or significant influence.

Equity investments in other entities are carried at cost less provision for impairment. The provision for impairment of investments is made when there is a reliable evidence for declining in value of these investments at the balance sheet date, except for loss that was anticipated in their business plan before the date of investment.

**Receivables**

Receivables represent the amounts recoverable from customers or other debtors. Receivables are stated at book value less provision for doubtful debts.

Provision for doubtful debts is made for receivables that are overdue for six months or more, or when the debtor is in dissolution, in bankruptcy, or is experiencing similar difficulties and so may be unable to repay the debt.

**3 SUMMARY OF SIGNIFICANT ACCOUNTING POLICIES (cont.)****Inventories**

Inventories are stated at the lower of cost and net realizable value. Cost of inventories comprises cost of purchases and other directly attributable expenses. In the case of manufactured products, cost comprises direct materials and where applicable, direct labor costs and those overheads that have been incurred in bringing the inventories to their present location and condition. The Company applies the perpetual inventory procedure. Cost is calculated using the weighted average method. Net realizable value represents the estimated selling price less all estimated costs to completion and costs to be incurred in marketing, selling and distribution.

The evaluation of necessary provision for inventory obsolescence follows current prevailing accounting regulations which allow provisions to be made for obsolete, damaged, or sub-standard inventories and for those which have costs higher than net realizable values as at the balance sheet date.

**Tangible fixed assets and depreciation**

Tangible fixed assets are stated at cost less accumulated depreciation.

The costs of purchased tangible fixed assets comprise their purchase prices and any directly attributable costs of bringing the assets to their working condition and location for their intended use.

Tangible fixed assets are depreciated using the straight-line method over their estimated useful lives, as follows:

	<u>Years</u>
Buildings and structures	3 - 50
Machinery and equipment	5 - 20
Motor vehicles	3 - 15
Office equipment	3 - 15

Gain or loss resulting from sales and disposals of tangible fixed assets is the difference between proceeds from sales or disposals of assets and their residual values and is recognized in the income statement.

**Leases**The Company as lessor

Rental income from operating leases is recognized on a straight-line basis over the term of the relevant lease. Initial direct costs incurred in negotiating and arranging an operating lease are added to the carrying amount of the leased asset and recognized on a straight-line basis over the lease term.

The Company as lessee

Leases where substantially all the rewards and risks of ownership of assets remain with the lessor are accounted for as operating leases. Rentals payable under operating leases are charged to the income statement on a straight-line basis over the term of the relevant lease. Benefits received and receivable as an incentive to enter into an operating lease are also spread on a straight-line basis over the lease term.

**Intangible fixed assets and amortization**

Intangible fixed assets represent land use rights and computer software that are stated at cost less accumulated amortization.

Definite land use rights are amortized using the straight-line method over the terms indicated in the land use right certificate. Indefinite land use rights are carried at cost and not amortized under prevailing regulations.

Computer software is amortized using the straight-line method from 5 to 6 years



**3 SUMMARY OF SIGNIFICANT ACCOUNTING POLICIES (cont.)****Investment properties**

Investment properties are buildings, or part of buildings or infrastructure or buildings and land held by the Company to earn rentals or for capital appreciation. Investment properties held to earn rentals are stated at cost less accumulated depreciation while investment properties held for capital appreciation are stated at cost less impairment loss. The costs of purchased investment properties comprise their purchase prices and any directly attributable expenditures, such as professional fees for legal services, property transfer taxes and other related transaction costs. The costs of self-constructed investment properties are the finally accounted construction or directly attributable costs of the properties.

Investment properties held to earn rentals are depreciated using the straight-line method over their estimated useful lives as follows:

Land use rights	40 - 50 years
Buildings and structures	10 - 15 years

**Construction in progress**

Properties in the course of construction for production, rental or administrative purposes, or for other purposes, are carried at cost. Cost includes costs that are necessary to form the assets in accordance with the Company's accounting policy. Depreciation of these assets, on the same basis as other assets, commences when the assets are ready for their intended use.

**Prepayments**

Prepayments are expenses which have already been paid but relate to results of operations of multiple accounting periods. Prepayments comprise land rentals, costs of small tools, supplies and spare parts issued for consumption and other prepayment expenses.

Land rentals represent the prepaid land rentals. The prepaid land rentals are allocated to the income statement using the straight-line method over the lease term.

Others have been capitalized as prepayments and are allocated to the income statement using the straight-line method in accordance with the current prevailing accounting regulations.

**Provisions**

Provisions are recognized when the Company has a present obligation as a result of a past event, and it is probable that the Company will be required to settle that obligation. Provisions are measured at the Board of Management's best estimate of the expenditure required to settle the obligation as at the balance sheet date.

**Severance allowance payable**

The severance allowance for employees is accrued at the end of each reporting period for all employees having worked at the Company for full 12 months and above. Working time serving as the basis for calculating severance allowance shall be the total actual working time subtracting the time when the employees have made unemployment insurance contributions as prescribed by law, and the working time when severance allowance has been paid to the employees. The allowance made for each year of service equals to a half of an average monthly salary under the Vietnamese Labor Code, Social Insurance Code and relevant guiding documents. The average monthly salary used for calculation of severance allowance shall be adjusted to be the average of the six consecutive months nearest to the date of the financial statements at the end of each fiscal year. The increase or decrease in the accrued amount shall be recorded in the income statement.

**Provision for dismantling and restoration costs**

In accordance with Circular 200/2014/TT-BTC issued by the Ministry of Finance, since 1 January 2015, the Company is required to provide for dismantling and restoration costs of the Company's leased premises or land. The provision for dismantling and restoration costs is determined based on the estimated dismantling and restoration costs to be incurred at the time of returning the premises or land at the end of the lease term and recognized on a straight-line basis over the period from 1 January 2015 to the time of returning the premises or land.



**3 SUMMARY OF SIGNIFICANT ACCOUNTING POLICIES (cont.)****Unearned revenue**

Unearned revenue represents the fair value of goods and services provided to customers for free or at discount in the customer loyalty programs. Unearned revenue is recognized for the portion of obligation that the Company has not yet fulfilled to customers.

**Revenue recognition**

Revenue from the sale of goods is recognized when all five (5) following conditions are satisfied:

- (a) the Company has transferred to the buyer the significant risks and rewards of ownership of the goods;
- (b) the Company retains neither continuing managerial involvement to the degree usually associated with ownership nor effective control over the goods sold;
- (c) the amount of revenue can be measured reliably;
- (d) it is probable that the economic benefits associated with the transaction will flow to the Company; and
- (e) the costs incurred or to be incurred in respect of the transaction can be measured reliably.

Revenue of a transaction involving the rendering of services is recognized when the outcome of such transactions can be measured reliably. Where a transaction involving the rendering of services is attributable to several periods, revenue is recognized in each period by reference to the percentage of completion of the transaction at the balance sheet date of that period. The outcome of a transaction can be measured reliably when all four (4) following conditions are satisfied:

- (a) the amount of revenue can be measured reliably.
- (b) it is probable that the economic benefits associated with the transaction will flow to the Company;
- (c) the percentage of completion of the transaction at the balance sheet date can be measured reliably; and
- (d) the costs incurred for the transaction and the costs to complete the transaction can be measured reliably.

Interest income is accrued on a time basis, by reference to the principal outstanding and at the applicable interest rate.

Dividend income from investments is recognized when the Company's right to receive payment has been established.

**Sales deductions**

Sales deductions include trade discounts, sales returns and allowances. Sales deductions incurred in the same year of sales of products, goods and services are recorded as deduction of revenue of that year.

Sales deductions for the products, goods or services which are sold in the previous year, incurred after the balance sheet date but before the issuance of the financial statements are recorded as deduction of revenue of the reporting year.

**Customer loyalty programs**

Revenue is recognized at total consideration received less fair value of goods and services which are provided to customers for free or at discount. Fair value amounts of goods and services provided for free or at discount are recognized as unearned revenue. If customers do not meet the required conditions stated in the customer loyalty programs at the end of the programs and hence, are not entitled to the free or discounted goods and services, the unearned revenue is realized into the revenue of goods sold and services rendered.

When customers meet all the required conditions and the Company is the one providing the free or discounted goods and services to customers, the unearned revenue is realized into the Company's income statement at the time that obligations to customers are fulfilled, which means goods are delivered and services are rendered to customers.

301.  
TY  
HÂN  
ĐC  
GIAN  
U-TP.

**3 SUMMARY OF SIGNIFICANT ACCOUNTING POLICIES (cont.)****Customer loyalty programs (con.t)**

When customers meet all the required conditions and obligations of providing the free or discounted goods and services to customers are carried out by a third party. If the Company does not act as an agent of the third party, the unearned revenue is realized into the revenue of goods sold and services rendered at the time that third party provides the free or discounted goods and services to customers. If the Company acts as an agent of the third party, the Company recognizes revenue for the difference between the unearned revenue amount and the amount payable to the third party for providing such free or discounted goods and services to customers. The amount payable to the third party is settlement for payable.

**Foreign currencies**

Transactions arising in foreign currencies are translated at exchange rates ruling at the transaction date. The balances of monetary items denominated in foreign currencies as at the balance sheet date are retranslated at the exchange rates on the same date. Exchange differences arising from the translation of these accounts are recognized in the income statement.

**Borrowing costs**

Borrowing costs are recognized in the income statement in the year when incurred unless they are capitalized, in accordance with Vietnamese Accounting Standard No. 16 "Borrowing costs". Accordingly, borrowing costs directly attributable to the acquisition, construction or production of qualifying assets, which are assets that necessarily take a substantial period of time to get ready for their intended use or sale, are added to the cost of those assets, until such time as the assets are substantially ready for their intended use or sale. Investment income earned on the temporary investment of specific borrowings pending their expenditure on qualifying assets is deducted from the cost of those assets. For specific borrowings for the purpose of construction of fixed assets and investment properties, borrowing costs are capitalized even when the construction period is under 12 months.

**Taxation**

Income tax expense represents the sum of the tax currently payable and deferred tax.

The tax currently payable is based on taxable profit for the period. Taxable profit differs from profit before tax as reported in the income statement because it excludes items of income or expense that are taxable or deductible in other years (including loss carried forward, if any) and it further excludes items that are never taxable or deductible.

Deferred tax is recognized on significant differences between carrying amounts of assets and liabilities in the financial statements and the corresponding tax bases used in the computation of taxable profit and is accounted for using balance sheet liability method. Deferred tax liabilities are generally recognized for all temporary differences and deferred tax assets are recognized to the extent that it is probable that taxable profit will be available against which deductible temporary differences can be utilized.

Deferred tax is calculated at the tax rates that are expected to apply during the year when the liability is settled or the asset realized. Deferred tax is charged or credited to the income statement, except when it relates to items charged or credited directly to equity, in which case the deferred tax is also dealt with in equity.

Deferred tax assets and liabilities are offset when there is a legally enforceable right to set off current tax assets against current tax liabilities and when they relate to income taxes levied by the same tax authority and the Company intends to settle its current tax assets and liabilities on a net basis.

The determination of the current corporate income tax payable is based on the current interpretation of tax regulations. However, these regulations are subject to periodic variation and their ultimate determination depends on the results of the tax authorities' examinations.

Other taxes are applied in accordance with the prevailing tax laws in Vietnam.



**3. SUMMARY OF SIGNIFICANT ACCOUNTING POLICIES (cont.)****Dividend distribution (cont.)**

The Company's profit after tax is available for appropriation to shareholders as dividends after approval by shareholders at the Company's Annual General Meeting of Shareholders.

Final dividends are declared and paid from retained earnings based on the approval of shareholders at the Annual General Meeting of Shareholders.

Appropriation of the Company's net profit after tax of 2024 was approved by shareholders at the Company's Annual General Meeting as follows:

- Dividends declared for 2024: 100% of par value
- Appropriation to the bonus and welfare fund: 3% of net profit after tax
- Operation Fund for Board of Directors, Audit Committee, Committees under the Board of Directors and the Board of Directors' secretary: VND 2,000,000,000

In addition, the General Meeting of Shareholders also approved the reversal of the Investment and Development Fund to Undistributed earnings, with a total amount of VND 1,100,000,000,000.

**4 CASH AND CASH EQUIVALENTS**

	30.6.2025 VND	31.12.2024 VND
Cash on hand	11,422,677,500	6,538,753,500
Demand deposits	68,847,708,326	56,318,794,112
	<u>80,270,385,826</u>	<u>62,857,547,612</u>

**5 FINANCIAL INVESTMENTS****(a) Short-term financial investments**

Short-term held-to-maturity investments represent term deposits with the original maturity terms from more than 3 months and remaining maturity terms of less than 12 months from reporting date.

**Held-to-maturity investments**

	30.6.2025		31.12.2024	
	Cost VND	Book value VND	Cost VND	Book value VND
Term deposits	2,475,000,000,000	2,475,000,000,000	2,745,000,000,000	2,745,000,000,000

**(b) Long-term financial investments**

	30.6.2025		31.12.2024	
	Cost VND	Provision VND	Cost VND	Provision VND
Equity investments in other entities (*)	24,108,379,057	(19,478,379,057)	24,108,379,057	(19,670,879,057)
	<u>24,108,379,057</u>	<u>(19,478,379,057)</u>	<u>24,108,379,057</u>	<u>(19,670,879,057)</u>



## 5 FINANCIAL INVESTMENTS (cont.)

## (b) Long-term financial investments (cont.)

(\*) Equity investments in other entities:

	30.6.2025 VND	31.12.2024 VND
ATP Packaging Joint Stock Company	20,000,000,000	20,000,000,000
Enlie Pharmaceutical Joint Stock Company	4,108,379,057	4,108,379,057
	<u>24,108,379,057</u>	<u>24,108,379,057</u>

The provision balance as at 30 June 2025 and 31 December 2024 represents the provision for long-term investments in the following other entities:

	30.6.2025 VND	31.12.2024 VND
ATP Packaging Joint Stock Company	17,400,000,000	17,400,000,000
Enlie Pharmaceutical Joint Stock Company	2,078,379,057	2,270,879,057
	<u>19,478,379,057</u>	<u>19,670,879,057</u>

## 6 SHORT-TERM TRADE RECEIVABLES

	30.6.2025 VND	31.12.2024 VND
Related parties (Note 38)	1,548,064,025	3,009,909,100
Third parties	452,002,663,397	553,897,739,837
	<u>453,550,727,422</u>	<u>556,907,648,937</u>

As at 30 June 2025 and 31 December 2024, there was no single trade receivable from third parties accounting for 10% or more of total trade receivables.

## 7 LOAN RECEIVABLES

Short-term loan receivables	30.6.2025 VND	31.12.2024 VND
Loan receivables from customers	181,622,204	257,622,204
	<u>181,622,204</u>	<u>257,622,204</u>

## 8 OTHER SHORT-TERM RECEIVABLES

	30.6.2025 VND	31.12.2024 VND
Accruals of interest income	44,511,241,097	58,661,986,308
Receivable from employees	12,710,729,512	12,368,841,716
Other receivables	4,200,220,799	15,729,391,255
	<u>61,422,191,408</u>	<u>86,760,219,279</u>

## 9 BAD DEBTS

	30.6.2025		
	Cost VND	Recoverable amount VND	Provision VND
Total amount of receivables and loan receivables past due or not past due but impaired	89,188,959,929	55,516,238,933	(33,672,720,996)

	31.12.2024		
	Cost VND	Recoverable amount VND	Provision VND
Total amount of receivables and loan receivables past due or not past due but impaired	104,960,349,435	71,912,776,790	(33,047,572,645)

As at 30 June 2025 and 31 December 2024, there was no balance of receivables accounting for 10% or more of total past due receivable amount.

Movements in the provision for doubtful debts during the period/year were as follows:

	Fiscal period ended 30.6.2025 VND	Fiscal year ended 31.12.2024 VND
Opening balance	33,047,572,645	35,457,299,593
Additional in provision in the period/year	625,148,351	582,512,306
Write off in the period/ year	-	(2,992,239,254)
Closing balance	33,672,720,996	33,047,572,645

## 10 INVENTORIES

	30.6.2025		31.12.2024	
	Cost VND	Provision VND	Cost VND	Provision VND
Goods in transit	86,202,675,456	-	82,500,439,637	-
Raw materials	486,217,580,713	(1,663,334,522)	558,533,781,102	(1,441,799,264)
Work in progress	80,418,329,734	-	79,803,293,749	-
Finished goods	402,341,423,266	(778,813,509)	353,996,808,325	(972,293,587)
Merchandise	34,899,161,892	-	43,009,036,028	-
	1,090,079,171,061	(2,442,148,031)	1,117,843,358,841	(2,414,092,851)

**10 INVENTORIES (cont.)**

Movements in the provision for inventories during the period/year were as follows:

	Fiscal period ended 30.6.2025 VND	Fiscal year ended 31.12.2024 VND
Opening balance	2,414,092,851	4,166,989,823
Additional in provision in the period/year	30,819,790	443,574,006
Utilization of provisions in the period/year	(2,764,610)	(2,196,470,978)
Closing balance	<u>2,442,148,031</u>	<u>2,414,092,851</u>

The provision for devaluation of inventories was made for inventories of which costs were higher than net realizable value.

As at 30 June 2025 and 31 December 2024, the Company did not have any slow moving, damaged or sub-standard inventories.

**11 PREPAYMENTS****Short-term prepayments**

	30.6.2025 VND	31.12.2024 VND
Prepayment related to operating lease	4,908,125,047	2,206,793,549
Others	3,162,009,769	8,652,716,137
	<u>8,070,134,816</u>	<u>10,859,509,686</u>

Prepayments are allocated within 12 months since the time of prepayment.

**Long-term prepayments**

	30.6.2025 VND	31.12.2024 VND
Tools and supplies	8,494,590,904	13,558,743,984
Repairs and replacement	36,828,186,224	41,960,364,388
Others	1,882,416,429	1,585,048,687
	<u>47,205,193,557</u>	<u>57,104,157,059</u>

Prepayments are allocated in a period of more than 12 months since the time of prepayment.

Movements in long-term prepayments were as follows:

	Fiscal period ended 30.6.2025 VND	Fiscal year ended 31.12.2024 VND
Opening balance	57,104,157,059	45,803,166,017
Increase in the period/year	9,427,407,357	51,867,839,541
Allocation in the period/year	(19,326,370,859)	(40,566,848,499)
Closing balance	<u>47,205,193,557</u>	<u>57,104,157,059</u>



## 12 TAXES AND OTHER RECEIVABLES FROM/PAYABLES TO THE STATE BUDGET

## Taxes and other receivables from the State budget

	Opening balance	Payable during the period/year	Paid during the period/year	Waiting for net-off/ refund during the period/year	Closing balance
	VND	VND	VND	VND	VND
Personal income tax	(1,722,948,630)	6,700,807,351	-	(10,395,997,688)	(5,418,138,967)
Other taxes	(77,308,834)	77,308,137	-	-	(697)
	<u>(1,800,257,464)</u>	<u>6,778,115,488</u>	<u>-</u>	<u>(10,395,997,688)</u>	<u>(5,418,139,664)</u>

## Taxes and other payables to the State budget

	Opening balance	Payable during the period/year	Paid during the period/year	Other payables during the period/year	Closing balance
	VND	VND	VND	VND	VND
Value added tax for domestic goods	27,659,928,028	66,176,361,501	(82,064,398,270)	-	11,771,891,259
Value added tax for import goods	-	29,015,148,366	(28,807,732,067)	-	207,416,299
Import and export duties	-	7,399,805,208	(7,357,798,608)	-	42,006,600
Corporate income tax	22,416,942,929	52,738,004,730	(36,341,225,553)	-	38,813,722,106
Corporate income tax surcharge in accordance with the global anti-base erosion rules (*)	22,082,000,000	10,000,000,000	-	-	32,082,000,000
Personal income tax	1,863,664,500	37,094,922,336	(35,686,407,723)	-	3,272,179,113
Land rental fee, land use tax	-	5,244,762,127	(3,829,474,700)	-	1,415,287,427
Other taxes	2,438,411,618	7,565,804,589	(9,979,944,210)	-	24,271,997
	<u>76,460,947,075</u>	<u>215,234,808,857</u>	<u>(204,066,981,131)</u>	<u>-</u>	<u>87,628,774,801</u>

(\*) On 29 November 2023, The National Assembly issued the Resolution No. 107/2023/QH15 relating to the application of top-up tax under the global anti-base erosion rules. The Management of the Company has made an estimate to set aside an additional provision related to the tax liability that may arise from this issue in the financial statements. Included:

- The additional corporate income tax for the Company in 2024 is VND 20,774,000,000, and the corporate income tax paid on behalf of Taisho Vietnam Co., Ltd. is VND 1,308,000,000.
- The first six-month additional corporate income tax for the Company in 2025 is VND 10,000,000,000.

## 13 TANGIBLE FIXED ASSETS

	Buildings and structures VND	Machinery and equipment VND	Motor vehicles VND	Office equipment VND	Total VND
<b>Cost</b>					
As at 01 January 2025	776,502,087,372	1,093,623,971,483	173,806,265,581	107,395,479,629	2,151,327,804,065
New purchases	-	1,759,053,178	-	1,487,399,000	3,246,452,178
Transfer from construction in progress (Note 16)	-	42,910,568,050	-	4,000,000	42,914,568,050
Disposals		-	(961,643,636)	-	(961,643,636)
As at 30 June 2025	<u>776,502,087,372</u>	<u>1,138,293,592,711</u>	<u>172,844,621,945</u>	<u>108,886,878,629</u>	<u>2,196,527,180,657</u>
<b>Accumulated depreciation</b>					
As at 01 January 2025	366,422,721,720	570,815,692,837	118,517,818,146	77,810,736,914	1,133,566,969,617
Charge for the period/ year	13,111,999,204	37,170,661,371	4,718,312,559	2,749,498,135	57,750,471,269
Disposals	-	-	(961,643,636)	-	(961,643,636)
As at 30 June 2025	<u>379,534,720,924</u>	<u>607,986,354,208</u>	<u>122,274,487,069</u>	<u>80,560,235,049</u>	<u>1,190,355,797,250</u>
<b>Net book value</b>					
As at 01 January 2025	<u>410,079,365,652</u>	<u>522,808,278,646</u>	<u>55,288,447,435</u>	<u>29,584,742,715</u>	<u>1,017,760,834,448</u>
As at 30 June 2025	<u>396,967,366,448</u>	<u>530,307,238,503</u>	<u>50,570,134,876</u>	<u>28,326,643,580</u>	<u>1,006,171,383,407</u>

As at 30 June 2025, the cost of tangible fixed assets included VND 640,894,546,666 (as at 31 December 2024: VND 613,881,062,867) of assets which were fully depreciated.

## 14 INTANGIBLE FIXED ASSETS

	Land use rights with indefinite term VND	Land use rights with definite term VND	Computer software VND	Total VND
<b>Cost</b>				
As at 01 January 2025	83,120,604,201	129,637,853,493	21,530,169,027	234,288,626,721
As at 30 June 2025	83,120,604,201	129,637,853,493	21,530,169,027	234,288,626,721
<b>Accumulated amortization</b>				
As at 01 January 2025	-	35,950,851,372	20,231,876,330	56,182,727,702
Charge for the period/year	-	1,353,590,904	514,740,354	1,868,331,258
As at 30 June 2025	-	37,304,442,276	20,746,616,684	58,051,058,960
<b>Net book value</b>				
As at 01 January 2025	83,120,604,201	93,687,002,121	1,298,292,697	178,105,899,019
As at 30 June 2025	83,120,604,201	92,333,411,217	783,552,343	176,237,567,761

As at 30 June 2025, the cost of intangible fixed assets included VND 16,699,045,257 (as at 31 December 2024: VND 16,285,369,257) of assets which were fully amortized.

## 15 INVESTMENT PROPERTIES

	Buildings and architectures VND	Land use rights VND	Total VND
<b>Cost</b>			
As at 01 January 2025	8,763,205,928	36,063,405,215	44,826,611,143
As at 30 June 2025	8,763,205,928	36,063,405,215	44,826,611,143
<b>Accumulated depreciation</b>			
As at 01 January 2025	7,906,329,608	6,247,659,476	14,153,989,084
Charge for the period/ year	91,808,184	312,382,974	404,191,158
As at 30 June 2025	7,998,137,792	6,560,042,450	14,558,180,242
<b>Net book value</b>			
As at 01 January 2025	856,876,320	29,815,745,739	30,672,622,059
As at 30 June 2025	765,068,136	29,503,362,765	30,268,430,901



**15 INVESTMENT PROPERTIES (cont.)**

As at 30 June 2025, the cost of investment properties included VND 6,008,960,472 (as at 31 December 2024: VND 6,008,960,472).

Pursuant to the Evaluation Results Report issued by DHG's Finance Department on 31 December 2024, the fair value of the Company's investment properties was VND 109,233,000,000 which was still determined according to the valuation certificate issued by South East Appraisal and Consulting Corporation Company on 05 August 2020 and the valuation certificate issued by VAS Valuation Co., Ltd on 17 January 2023. South East Appraisal and Consulting Corporation Company and VAS Valuation Co., Ltd are independent valuation companies, not related parties of the Company. These companies have a valid practicing certificate and have experience in real estate valuation. The real estate valuation in accordance with International Valuation Standards is made in reference to market prices of similar properties.

**16 LONG-TERM ASSETS IN PROGRESS**

	30.6.2025 VND	31.12.2024 VND
Construction of Gia Lai branch office	3,473,948,774	3,473,948,774
Other repairs and renovation	-	1,044,195,319
Purchasing machineries	2,267,280,797	2,940,480,836
REB product project	3,141,815,687	3,141,815,687
LUS product project	5,594,799,598	5,594,799,598
Investment for the expansion of DHG Pharmaceutical Plant and DHG Printing and Packaging Plant	32,090,851,320	32,418,736,620
	<u>46,568,696,176</u>	<u>48,613,976,834</u>

**Movements of construction in progress in the period/year:**

	Fiscal period ended 30.6.2025 VND	Fiscal year ended 31.12.2024 VND
Opening balance	48,613,976,834	553,593,578,887
Purchases	46,800,320,218	52,928,216,172
Transfer to tangible fixed assets (Note 13)	(42,914,568,050)	(511,658,589,036)
Transfer to prepayments, tools and supplies	(5,598,527,156)	(24,892,388,348)
Transfer to expenses in the period/year	(332,505,670)	(21,356,840,841)
Closing balance	<u>46,568,696,176</u>	<u>48,613,976,834</u>

**17 DEFERRED TAX ASSETS**

	30.6.2025 VND	31.12.2024 VND
Corporate income tax rates used for determination of value of deferred tax assets	20%	20%
Deductible temporary differences	93,362,355,710	91,697,599,580
Deferred tax assets	<u>18,672,471,142</u>	<u>18,339,519,916</u>

The deferred tax assets mainly arise from deductible temporary differences relating to provisions and unrealized profits arising from intra-group transactions of assets acquisition between the Company and its old subsidiaries in the Company which are dissolved.

**17 DEFERRED TAX ASSETS (cont.)**

Movements of deferred tax assets in the period/year were as follows:

	Fiscal period ended 30.6.2025 VND	Fiscal year ended 31.12.2024 VND
Opening balance	18,339,519,916	16,872,210,044
Additional in deferred tax assets	336,724,193	1,474,855,807
Change of eliminated entry of fixed assets	(3,772,967)	(7,545,935)
Closing balance	18,672,471,142	18,339,519,916

**18 SHORT-TERM TRADE PAYABLES**

	30.6.2025		31.12.2024	
	Amount VND	Amount able to be paid off VND	Amount VND	Amount able to be paid off VND
Related parties (Note 38)	9,457,305,839	9,457,305,839	1,825,991,040	1,825,991,040
Third parties (*)	283,858,093,611	283,858,093,611	165,471,355,694	165,471,355,694
	293,315,399,450	293,315,399,450	167,297,346,734	167,297,346,734

(\*) Suppliers accounting for 10% or more of total trade accounts payable balance were as follows:

	30.6.2025 VND	31.12.2024 VND
APC Pharmaceuticals and Chemical limited	49,020,809,330	-
Nomura Trading Co., Ltd	20,240,151,250	57,052,189,125

As at 30 June 2025 and 31 December 2024, there was no balance of short-term trade payables that were past due.

**19 SHORT-TERM ACCRUED EXPENSES**

	30.6.2025 VND	31.12.2024 VND
Interest payable	504,429,950	384,391,890
Payment discount	2,930,951,496	5,026,530,115
Land rental fee	32,560,698,985	32,560,698,985
Other accruals	15,542,588,500	21,553,956,033
	51,538,668,931	59,525,577,023

**20 SHORT-TERM UNEARNED REVENUE**

	30.6.2025 VND	31.12.2024 VND
Unearned revenue from customer loyalty programs (Note 3)	49,210,492,963	48,506,708,876

## 21 OTHER SHORT-TERM PAYABLES

	30.6.2025 VND	31.12.2024 VND
Union fee	678,605,120	652,369,480
Unpaid dividends	-	522,984,284,000
Others	2,163,106,407	1,381,039,466
	<u>2,841,711,527</u>	<u>525,017,692,946</u>

## 22 SHORT-TERM LOANS

	30.6.2025		31.12.2024	
	Amount VND	Amount able to be paid off VND	Amount VND	Amount able to be paid off VND
Loans from banks	927,569,329,050	927,569,329,050	649,913,916,414	649,913,916,414
	<u>927,569,329,050</u>	<u>927,569,329,050</u>	<u>649,913,916,414</u>	<u>649,913,916,414</u>

Movements of short-term loans during the period/year were as follows:

	As at 01.01.2025 VND	Increases VND	Decreases VND	As at 30.6.2025 VND
Loans from banks (*)	649,913,916,414	1,485,710,362,675	(1,208,054,950,039)	927,569,329,050
	<u>649,913,916,414</u>	<u>1,485,710,362,675</u>	<u>(1,208,054,950,039)</u>	<u>927,569,329,050</u>

(\*) These loans bear interests at the rates ranging from 0.27% to 0.33% per month (in 2024: from 0.23% to 0.38% per month).

As at 30 June 2025 and 31 December 2024, there was no short-term loan that was past due.

## 23 BONUS AND WELFARE FUNDS

The funds are established through appropriation from retained earnings upon approval of shareholders at the Company's Annual General Meetings ("AGM"). The funds are used to pay bonus and welfare to the Company's employees in accordance with the Company's bonus and welfare policies and to use for Operation Fund for Board of Directors in accordance with the Company's AGM Resolution.

Movements of bonus and welfare funds during the period/year were as follows:

	Bonus and welfare fund VND	Welfare fund in form of assets VND	Operation Fund for Board of Directors VND	Total VND
Opening balance	8,570,023,533	7,421,824,177	9,625,316,189	25,617,163,899
Appropriation to the funds in the period/year	23,367,603,599	-	2,000,000,000	25,367,603,599
Depreciation of assets formed from the funds	-	(94,969,866)	-	(94,969,866)
Utilization	(18,457,774,790)	-	(396,725,196)	(18,854,499,986)
Closing balance	<u>13,479,852,342</u>	<u>7,326,854,311</u>	<u>11,228,590,993</u>	<u>32,035,297,646</u>



## 24 LONG-TERM PROVISIONS

	Provision for dismantling and restoration cost VND	Severance allowance VND	Total VND
Opening balance	43,353,624,197	28,600,781,126	71,954,405,323
Additional provision in the period/year	2,209,430,178	480,152,376	2,689,582,554
Utilization of provisions	-	(813,461,589)	(813,461,589)
Closing balance	45,563,054,375	28,267,471,913	73,830,526,288

## 25 SCIENCE AND TECHNOLOGY DEVELOPMENT FUNDS

In accordance with Circular No. 05/2022/TTLT-BKHCN-BTC dated 31 May 2022 issued by the Ministry of Science and Technology and Circular No. 67/2022/TT-BTC dated 7 November 2022 issued by the Ministry of Finance, enterprises are allowed to establish the science and technology development funds for research and development activities. Funds are utilized when disbursement is paid for research and development activities.

Movements of science and technology development funds during the period/year were as follows:

	Science and technology development fund in form of assets VND
Opening balance	2,241,078,734
Depreciation of assets formed from the funds	(849,531,446)
Closing balance	1,391,547,288

## 26 OWNER'S EQUITY

## Movements in owners' equity

	Owner's contributed capital VND	Share premium VND	Investment and development fund VND	Retained earnings VND	Total VND
<b>Balance as at 01 January 2024</b>	<b>1,307,460,710,000</b>	<b>6,778,948,000</b>	<b>2,458,122,657,972</b>	<b>1,080,572,358,298</b>	<b>4,852,934,674,270</b>
Net profit for the period/year	-	-	-	778,920,119,960	778,920,119,960
Dividends for 2023	-	-	-	(980,595,532,500)	(980,595,532,500)
Advance dividend for the first period of 2024	-	-	-	(522,984,284,000)	(522,984,284,000)
Appropriation to bonus and welfare funds	-	-	-	(31,519,879,761)	(31,519,879,761)
Appropriation to Operation Fund for Board of Directors	-	-	-	(2,000,000,000)	(2,000,000,000)
<b>Balance as at 31 December 2024</b>	<b>1,307,460,710,000</b>	<b>6,778,948,000</b>	<b>2,458,122,657,972</b>	<b>322,392,781,997</b>	<b>4,094,755,097,969</b>
Net profit for the period/year	-	-	-	503,134,713,979	503,134,713,979
2nd Dividends for 2024	-	-	-	(784,476,426,000)	(784,476,426,000)
Reversal of Investment and development fund to undistributed retained earnings	-	-	(1,100,000,000,000)	1,100,000,000,000	-
Appropriation to bonus and welfare funds	-	-	-	(23,367,603,599)	(23,367,603,599)
Appropriation to Operation Fund for Board of Directors	-	-	-	(2,000,000,000)	(2,000,000,000)
<b>Balance as at 30 June 2025</b>	<b>1,307,460,710,000</b>	<b>6,778,948,000</b>	<b>1,358,122,657,972</b>	<b>1,115,683,466,377</b>	<b>3,788,045,782,349</b>



## 26 OWNER'S EQUITY (cont.)

## Charter capital

	30.6.2025		31.12.2024	
	Number of shares	VND	Number of shares	VND
Authorized and issued share capital	130,746,071	1,307,460,710,000	130,746,071	1,307,460,710,000
Ordinary shares currently in circulation	130,746,071	1,307,460,710,000	130,746,071	1,307,460,710,000

All ordinary shares have a par value of VND 10,000. Each share is entitled to one vote at shareholders' meetings. Shareholders are eligible to dividends declared by the Company. Ordinary shares are ranked equally with regard to the Company's residual assets.

## Dividends

The Company has declared the 2024 advance dividend payment in form of cash at the ratio of 40% on par value of ordinary share amounting to VND 522,984,284,000 as approved by the Resolution of the Annual General Meeting of Shareholders 2023 No.001/2024/NQ.DHDCD dated 23 April 2024 and Resolution No.018/2024/NQ.HDQT dated 9 December 2024. The Company has paid the dividend advance on 14 February 2025.

According to Resolution of the Annual General Meeting of Shareholders No. 001/2025/NQ.DHDCD dated 24 April 2025, the General Meeting of Shareholders of the Company approved payment of dividends from profit after tax of 2024 at 100% in cash, equivalent to VND 1,307,460,710,000. On 18 June 2025, the Company paid 60% on par value of ordinary share, equivalent to VND 784,476,426,000.

## Fund distribution

According to Resolution of the Annual General Meeting of Shareholders No. 001/2025/NQ.DHDCD dated 24 April 2025, the General Meeting of Shareholders of the Company approved the appropriation to bonus and welfare fund of employees from profit after tax of 2024 at the rate of 3%, equivalent to the amount of VND 23,367,603,599, and also used for the Operation Fund for Board of Directors, Audit Committee, members of other Committees under the Board of Directors, secretary of the Board of Directors with the amount of VND 2,000,000,000.

In addition, the General Meeting of Shareholders also approved the reversal of the Investment and Development Fund to Undistributed earnings, with a total amount of VND 1,100,000,000,000.

## 27 OFF BALANCE SHEET ITEMS

## Foreign currencies

	30.6.2025	31.12.2024
United states Dollar (USD)	1,138,453	658,361
Euro (EUR)	23,007	57,316
Yen (JPY)	277,396	278,122

## Bad debts written off

	30.6.2025 VND	31.12.2024 VND
Bad debts written off	14,645,171,603	14,772,171,603



## 28 REVENUES

	For the 3-month period ended		For the 6-month period ended	
	30.06.2025	30.06.2024	30.06.2025	30.06.2024
	VND	VND	VND	VND
<b>Sales</b>				
Sales of finished goods	1,279,576,311,851	1,176,912,057,567	2,571,351,559,326	2,382,465,261,554
Sales of merchandise	88,112,337,676	100,849,582,947	192,545,293,697	358,396,420,342
Others	1,092,542,326	704,491,970	2,131,936,255	1,338,649,977
	<u>1,368,781,191,853</u>	<u>1,278,466,132,484</u>	<u>2,766,028,789,278</u>	<u>2,742,200,331,873</u>
<b>Deductions</b>				
Sales discount	183,787,343,731	171,935,552,117	386,407,125,705	377,114,852,475
Sales return	756,833,873	698,402,919	839,872,572	734,777,902
	<u>184,544,177,604</u>	<u>172,633,955,036</u>	<u>387,246,998,277</u>	<u>377,849,630,377</u>
<b>Net sales</b>	<u>1,184,237,014,249</u>	<u>1,105,832,177,448</u>	<u>2,378,781,791,001</u>	<u>2,364,350,701,496</u>
<b>In which:</b>				
Sales of finished goods	1,096,128,166,213	1,005,780,084,039	2,186,207,898,020	2,007,599,203,379
Sales of merchandise	87,016,305,710	99,347,601,439	190,441,956,726	355,412,848,140
Others	1,092,542,326	704,491,970	2,131,936,255	1,338,649,977

Goods in transit's revenue have not been recognized as at 30 June 2025: VND 30,962,287,818 (as at 30 June 2024: VND 13,846,665,782).

## 29 COST OF SALES

	For the 3-month period ended		For the 6-month period ended	
	30.06.2025	30.06.2024	30.06.2025	30.06.2024
	VND	VND	VND	VND
Cost of finished goods sold	524,044,906,060	516,651,901,804	1,057,257,779,557	1,014,995,162,421
Cost of merchandise sold	74,931,048,833	91,287,274,685	168,880,704,268	338,965,336,533
Additional provision for devaluation of inventories	34,704,273	271,988,044	30,819,790	271,988,044
	<u>599,010,659,166</u>	<u>608,211,164,533</u>	<u>1,226,169,303,615</u>	<u>1,354,232,486,998</u>

## 30 FINANCIAL INCOMES

	For the 3-month period ended		For the 6-month period ended	
	30.06.2025	30.06.2024	30.06.2025	30.06.2024
	VND	VND	VND	VND
Interest income	33,216,983,971	33,357,974,003	63,557,708,565	70,845,097,584
Foreign exchange gain	2,175,970,617	1,179,798,698	4,604,024,754	2,496,490,566
	<u>35,392,954,588</u>	<u>34,537,772,701</u>	<u>68,161,733,319</u>	<u>73,341,588,150</u>

## 31 FINANCIAL EXPENSES

	For the 3-month period ended		For the 6-month period ended	
	30.06.2025	30.06.2024	30.06.2025	30.06.2024
	VND	VND	VND	VND
Interest expenses	6,498,003,344	3,736,567,657	12,697,085,263	8,944,085,778
Foreign exchange losses	4,853,499,969	4,395,690,103	8,362,886,275	7,081,944,731
Settlement discount	10,195,089,146	10,737,566,629	21,779,136,012	24,244,194,674
Reversal of provision for impairment of long-term financial investments	(70,000,000)	(105,000,000)	(192,500,000)	(350,000,000)
Other financial expenses	10,643,325	10,643,325	54,359,682	54,361,257
	<u>21,487,235,784</u>	<u>18,775,467,714</u>	<u>42,700,967,232</u>	<u>39,974,586,440</u>

## 32 SELLING EXPENSES AND GENERAL &amp; ADMINISTRATIVE EXPENSES

## Selling expenses

	For the 3-month period ended		For the 6-month period ended	
	30.06.2025	30.06.2024	30.06.2025	30.06.2024
	VND	VND	VND	VND
Staff cost	125,938,472,136	110,417,618,769	253,315,677,460	229,612,840,680
Advertising expenses	39,291,140,611	24,888,020,651	48,775,282,719	34,554,851,907
Others	89,648,596,302	89,915,058,770	154,559,574,588	152,866,216,773
	<u>254,878,209,049</u>	<u>225,220,698,190</u>	<u>456,650,534,767</u>	<u>417,033,909,360</u>

## General &amp; administrative expenses

	For the 3-month period ended		For the 6-month period ended	
	30.06.2025	30.06.2024	30.06.2025	30.06.2024
	VND	VND	VND	VND
Staff cost	48,186,046,483	42,960,697,479	94,559,351,379	94,108,505,587
Others	28,205,076,354	26,781,191,397	62,155,034,586	64,116,872,708
	<u>76,391,122,837</u>	<u>69,741,888,876</u>	<u>156,714,385,965</u>	<u>158,225,378,295</u>

## 33 OTHER INCOME AND EXPENSES

## Other income

	For the 3-month period ended		For the 6-month period ended	
	30.06.2025	30.06.2024	30.06.2025	30.06.2024
	VND	VND	VND	VND
Gain from disposals of fixed assets and other long-term assets	156,174,545	285,100,000	156,174,545	830,667,000
Receiving supports from Taisho and related companies of Taisho	-	-	54,778,750	-
Income from research services	-	-	-	940,954,990
Others	8,447,242,290	687,354,585	9,215,106,754	952,454,427
	<u>8,603,416,835</u>	<u>972,454,585</u>	<u>9,426,060,049</u>	<u>2,724,076,417</u>

## Other expenses

	For the 3-month period ended		For the 6-month period ended	
	30.06.2025	30.06.2024	30.06.2025	30.06.2024
	VND	VND	VND	VND
Losses from disposals of fixed assets	(6,545,455)	-	-	-
Depreciation expense	199,833,129	1,099,879,938	399,666,258	1,256,156,514
Supporting fee for business households	3,076,061,977	4,374,091,677	7,060,752,360	5,512,107,034
Others	833,512,218	980,596,161	1,134,206,689	1,242,090,551
	<u>4,102,861,869</u>	<u>6,454,567,776</u>	<u>8,594,625,307</u>	<u>8,010,354,099</u>

## 34 PRODUCTION AND OPERATION COSTS BY NATURE

	Fiscal period ended	
	30.6.2025	30.6.2024
	VND	VND
Raw materials and consumables	1,115,055,687,932	1,175,758,441,964
Staff cost	519,979,917,865	481,191,390,611
Depreciation and amortization	59,006,711,415	50,347,037,318
Out-sourced services	161,467,539,033	151,468,352,268
Other expenses	135,094,363,328	123,406,010,915
	<u>1,990,604,219,573</u>	<u>1,982,171,233,076</u>



**35 CURRENT AND DEFERRED CORPORATE INCOME TAX**

The current corporate income tax (CIT) expense for the period/year was computed as follows:

	Fiscal period ended	
	30.6.2025	30.6.2024
	VND	VND
Accounting profit before tax	565,539,767,483	462,939,650,871
Tax calculated at a normal rate of 20%	113,107,953,497	92,587,930,174
Adjustments for:		
Expenses not deductible for tax purposes	6,106,621,895	4,927,786,878
Temporary CIT differences	403,893,293	815,383,420
Corporate income tax incentives at branches	(66,880,463,955)	(49,763,223,352)
The additional corporate income tax according to Resolution No. 107/2023/QH15	10,000,000,000	-
Corporate income tax expense	62,738,004,730	48,567,877,120

Movements in deferred corporate tax expense/ (income) during the period/year were as follows:

	Fiscal period ended	
	30.6.2025	30.6.2024
	VND	VND
Deferred corporate tax income	(336,724,193)	(345,188,819)
Change of eliminated entry of fixed assets	3,772,967	3,772,968
	(332,951,226)	(341,415,851)

**Applicable tax rates**

Since 01 April 2018, DHG Pharmaceutical One Member Limited Company (DHG Pharma Ltd.) and DHG Packaging and Printing 1 One Member Limited Company (DHG PP1) have been merged into the Company and still have the following preferential tax rates:

- Pursuant to the investment certificate, DHG PP1 is obliged to pay corporate income tax (CIT) at the rate of 10% of taxable income from 2014 to 2028. Under terms in investment certificate granted to DHG PP1, DHG PP1 is entitled to CIT exemption from 2014 to 2017 and 50% tax reduction from 2018 to 2026.
- Pursuant to investment certificate No. 642041000005 issued by the Management Board of Hau Giang Industrial Zone, DHG Pharma Ltd. is obliged to pay CIT at the rate of 10% of taxable income for 15 years from the date of starting its operation. DHG Pharma Ltd. is entitled to the CIT exemption for 4 years and 50% reduction for the following 9 years commencing from the first year of having taxable income. DHG Pharma Ltd. has registered to apply the above tax incentives effective from the fiscal year 2015.

All above tax incentives are not applicable to remaining income which is entitled to the normal rate of 20%.



## 36 BASIC EARNINGS PER SHARE

Basic earnings per share are calculated by dividing the net profit attributable to shareholders after deducting the bonus and welfare funds by the weighted average number of ordinary shares outstanding during the period/year, excluding ordinary shares repurchased by the Company and held as treasury shares.

	Fiscal period ended	
	30.6.2025	30.6.2024
	VND	VND
Accounting profit after corporate income tax	503,134,713,979	414,713,189,602
Appropriation to fund (*)	(16,094,041,419)	(13,441,395,688)
Profit attributable to ordinary shareholders	487,040,672,560	401,271,793,914
Weighted average ordinary shares in circulation for the period/year (share)	130,746,071	130,746,071
<b>Basic earnings per share</b>	<b>3,725</b>	<b>3,069</b>

(\*) The amount allocated to the Bonus and Welfare fund and Operating fund of the Board of Directors expected for the 6-month operating period ended 30 June 2025 is calculated based on the planned allocation rate according to the Resolution of the General Meeting of Shareholders of the Company No. 001/2025/NQ.ĐHĐCD approved on 24 April 2025 for the Bonus and Welfare fund to be 3% of profit after tax and the Operating fund of the Board of Directors to be VND 2,000,000,000.

The Company does not have potentially diluted ordinary shares.

**37 COMMITMENTS AND CONTINGENT LIABILITY****a) Operating lease commitment**

At the balance sheet date, the Company had outstanding commitments under non-cancellable operating leases as follows:

	<b>30.6.2025</b> <b>VND</b>	<b>31.12.2024</b> <b>VND</b>
Within one year	10,374,782,207	11,258,480,342
In the first to fifth year inclusive	34,118,351,308	35,308,488,294
After five years	95,419,337,716	98,928,475,038
	<u>139,912,471,231</u>	<u>145,495,443,674</u>

**b) Capital commitment**

Capital expenditure contracted for at the balance sheet date was as follows:

	<b>30.6.2025</b> <b>VND</b>	<b>31.12.2024</b> <b>VND</b>
Approved but not contracted	41,457,724,585	41,457,724,585
Approved and contracted but not implemented	278,353,023	278,353,023
	<u>41,736,077,608</u>	<u>41,736,077,608</u>

## 38 TRANSACTIONS WITH RELATED PARTIES

Related parties

The State Capital Investment Corporation ("SCIC")  
Taisho Pharmaceutical Co., Ltd  
Hoe Pharmaceuticals Sdn Bhd  
Taisho Pharmaceutical (Philippines), Inc.  
Taisho Pharmaceutical (Thailand) Co., Ltd  
Taisho Vietnam Co., Ltd.  
Traphaco Joint Stock Company

Relationship

Major shareholder  
Major shareholder  
Related companies of Taisho  
Related companies of Taisho  
Related companies of Taisho  
Related companies of Taisho  
Related companies of SCIC

During the period/year, the following transactions were carried out with related parties:

	Fiscal period ended	
	30.6.2025 VND	30.6.2024 VND
<b>Sales of goods and provision of services</b>		
Taisho Pharmaceutical Co., Ltd	-	11,732,160
Taisho Pharmaceutical (Thailand) Co., Ltd	1,034,412,005	-
Taisho Pharmaceutical (Philippines), Inc.	2,297,174,958	1,003,422,232
Traphaco Joint Stock Company	-	82,500,000
	<u>                    </u>	<u>                    </u>
<b>Purchases of goods and services</b>		
Taisho Pharmaceutical (Thailand) Co., Ltd	19,976,299	-
Taisho Pharmaceutical Co., Ltd	20,012,887,708	3,767,276,644
Taisho Vietnam Co., Ltd.	1,631,790,000	611,295,200
	<u>                    </u>	<u>                    </u>
<b>Promotion</b>		
Taisho Pharmaceutical (Philippines), Inc.	19,921,672	-
Taisho Pharmaceutical (Thailand) Co., Ltd	430,803	-
	<u>                    </u>	<u>                    </u>
<b>Receive support</b>		
Taisho Pharmaceutical Co., Ltd.	54,778,750	-
	<u>                    </u>	<u>                    </u>
<b>Dividends paid</b>		
SCIC	566,262,370,000	226,504,948,000
Taisho Pharmaceutical Co., Ltd	666,970,520,000	266,788,208,000
	<u>                    </u>	<u>                    </u>



## 38 TRANSACTIONS WITH RELATED PARTIES (cont.)

Remuneration paid to the Company's the Board of Directors and the Management during the period/year was as follows:

Name	Title	Fiscal period ended	
		30.6.2025 VND	30.6.2024 VND
Ms. Dang Thi Thu Ha	Board of Directors Chairwoman	450,000,000	450,000,000
Mr. Jun Kuroda	Board of Directors Member	360,000,000	326,346,154
Mr. Toshiyuki Ishii	Board of Directors Member cum General Director	2,783,091,431	2,921,371,497
Mr. Maki Kamijo	Board of Directors Member	315,000,000	315,000,000
Ms. Le Thi Thanh Hien	Board of Directors Member (appointed from 24 April 2025)	78,076,923	-
Mr. Do Le Hung	Board of Directors Member	405,000,000	405,000,000
Mr. Truong Anh Hung	Board of Directors Member	360,000,000	90,769,231
Mr. Osamu Fujimori	Chief Operating Officer (from 01 January 2025)	895,473,087	-
Ms. Nguyen Ngoc Diep	Deputy General Director	2,985,074,429	1,845,189,210
Mr. Tomoyuki Kawata	Deputy General Director	1,447,771,286	1,756,062,850
		<u>10,079,487,156</u>	<u>8,109,738,942</u>

Related party balances at the balance sheet date were as follows:

	30.6.2025 VND	31.12.2024 VND
<b>Trade receivables</b>		
Taisho Pharmaceutical (Thailand) Co., Ltd	517,384,817	-
Taisho Pharmaceutical (Philippines), Inc.	<u>1,030,679,208</u>	<u>3,009,909,100</u>
<b>Trade payables</b>		
Taisho Pharmaceutical Co.,Ltd	<u>9,457,305,839</u>	<u>1,825,991,040</u>
<b>Short-term advances from customers</b>		
Taisho Pharmaceutical Co.,Ltd	1,378,876,850	1,283,017,885
Hoe Pharmaceuticals Sdn Bhd	<u>16,986,595</u>	<u>16,986,595</u>
<b>Other receivables</b>		
Taisho Vietnam Co.,Ltd	<u>1,308,000,000</u>	<u>1,308,000,000</u>

## 39 SUPPLEMENTAL DISCLOSURES OF CASH FLOW INFORMATION

## (a) Non-cash transactions affecting the cash flow statement




	Fiscal period ended	
	30.6.2025 VND	30.6.2024 VND
Appropriation to reserves from profit	25,367,603,599	33,519,879,761
Transfers from construction in progress to tangible fixed assets	42,914,568,050	426,028,492,534
Transfers from construction in progress to prepayments, tools and supplies	5,598,527,156	18,861,867,712
Reversal of Investment and Development Fund to Undistributed retained earnings	1,100,000,000,000	-
Accrued interest payables	504,429,950	314,822,568
Accrued interest income	44,511,241,097	45,995,808,237

## (b) Proceeds from borrowings

	Fiscal period ended	
	30.6.2025 VND	30.6.2024 VND
Proceeds from borrowings under normal contracts not over 3 months	133,141,033,625	39,634,020,071
Proceeds from borrowings under normal contracts over 3 months	1,352,569,329,050	1,005,835,884,809

## (c) Repayment of borrowings

	Fiscal period ended	
	30.6.2025 VND	30.6.2024 VND
Repayment of borrowings under normal contracts not over 3 months	133,141,033,625	39,634,020,071
Repayment of borrowings under normal contracts	1,074,913,916,414	767,094,266,875


Tran Ngoc Hien  
Preparer

Ho Buu Huan  
Chief Accountant
  
Toshiyuki Ishii  
General Director  
18 July 2025