

DHG PHARMACEUTICAL JOINT STOCK COMPANY

FINANCIAL STATEMENTS
FOR THE FISCAL YEAR ENDED 31 DECEMBER 2025



DHG PHARMACEUTICAL JOINT STOCK COMPANY

**FINANCIAL STATEMENTS
FOR THE FISCAL YEAR ENDED 31 DECEMBER 2025**

CONTENTS	PAGE
Corporate Information	1
Balance Sheet (Form B 01-DN)	2
Income Statement (Form B 02- DN)	4
Cash flow statement (Form B 03-DN)	5
Notes to the financial statements (Form B 09-DN)	6

DHG PHARMACEUTICAL JOINT STOCK COMPANY

CORPORATE INFORMATION

Establishment decision	No. 2405/QD-CT.UB dated 5 August 2004 This decision was issued by the People's Committee of Can Tho City.	
Business registration Certificate	No. 5703000111 dated 15 September 2004 issued by the Department of Planning and Investment of Can Tho City. The Business registration certificate has been amended several times, and its latest amendment No. 1800156801 dated 05 January 2026 was issued by the Department of Finance of Can Tho City.	
Board of Directors	Ms. Dang Thi Thu Ha Mr. Jun Kuroda Mr. Toshiyuki Ishii Mr. Maki Kamijo Ms. Le Thi Thanh Hien Mr. Do Le Hung Mr. Truong Anh Hung	Chairwoman Member Member Member Member (from 24 April 2025) Member Member
Management	Mr. Toshiyuki Ishii Mr. Toshifumi Kojima Mr. Osamu Fujimori Ms. Nguyen Ngoc Diep Mr. Tomoyuki Kawata	General Director (resigned from 01 January 2026) Acting General Director (appointed from 01 January 2026) Chief Operating Officer Deputy General Director Deputy General Director
Audit Committee	Mr. Do Le Hung Ms. Dang Thi Thu Ha Mr. Maki Kamijo Ms. Le Thi Thanh Hien	Chairman Member (until 24 April 2025) Member Member (from 24 April 2025)
Legal representative	The legal representative of the Company during the fiscal year 2025 was Mr. Toshiyuki Ishii As at the date of preparation of these financial statements, the legal representative is Mr. Toshifumi Kojima.	
Head office	288 Bis Nguyen Van Cu, Cai Khe Ward, Can Tho City, Vietnam	

DHG PHARMACEUTICAL JOINT STOCK COMPANY

Form B 01 – DN

BALANCE SHEET


Codes	ASSETS	Notes	As at 31.12.2025 VND	As at 31.12.2024 VND
100	CURRENT ASSETS		3,887,364,378,369	4,604,003,766,930
110	Cash and cash equivalents	4	129,895,664,996	62,857,547,612
111	Cash		129,895,664,996	62,857,547,612
120	Short-term financial investments	5	2,024,000,000,000	2,745,000,000,000
123	Held-to-maturity investments		2,024,000,000,000	2,745,000,000,000
130	Short-term receivables		682,847,160,726	656,735,934,274
131	Short-term trade receivables	6	615,182,622,035	556,907,648,937
132	Short-term advances to suppliers		20,166,835,882	45,858,016,499
135	Short-term loan receivables	7	136,032,204	257,622,204
136	Other short-term receivables	8	77,614,116,662	86,760,219,279
137	Provision for short-term doubtful debts	9	(30,252,446,057)	(33,047,572,645)
140	Inventories	10	1,024,618,562,192	1,115,429,265,990
141	Inventories		1,031,188,044,691	1,117,843,358,841
149	Provision for devaluation of inventories		(6,569,482,499)	(2,414,092,851)
150	Other short-term assets		26,002,990,455	23,981,019,054
151	Short-term prepayments	11	12,987,475,608	10,859,509,686
152	Value added tax deductibles		12,307,871,131	11,321,251,904
153	Taxes and other receivables from the State budget	12	707,643,716	1,800,257,464
200	NON-CURRENT ASSETS		1,278,384,431,840	1,355,239,509,335
210	Long-term receivables		5,608,830,169	205,000,000
216	Other long-term receivables		5,608,830,169	205,000,000
220	Fixed assets		1,142,828,934,460	1,195,866,733,467
221	Tangible fixed assets	13	968,409,065,544	1,017,760,834,448
222	Cost		2,199,969,625,684	2,151,327,804,065
223	Accumulated depreciation		(1,231,560,560,140)	(1,133,566,969,617)
227	Intangible fixed assets	14	174,419,868,916	178,105,899,019
228	Cost		234,288,626,721	234,288,626,721
229	Accumulated amortization		(59,868,757,805)	(56,182,727,702)
230	Investment properties	15	29,864,239,743	30,672,622,059
231	Cost		44,826,611,143	44,826,611,143
232	Accumulated depreciation		(14,962,371,400)	(14,153,989,084)
240	Long-term assets in progress	16	44,157,626,600	48,613,976,834
242	Construction in progress		44,157,626,600	48,613,976,834
250	Long-term financial investments	5	4,630,000,000	4,437,500,000
253	Equity investments in other entities		24,108,379,057	24,108,379,057
254	Provision for impairment of long-term financial investments		(19,478,379,057)	(19,670,879,057)
260	Other long-term assets		51,294,800,868	75,443,676,975
261	Long-term prepayments	11	32,094,203,855	57,104,157,059
262	Deferred tax assets	17	19,200,597,013	18,339,519,916
270	TOTAL ASSETS		5,165,748,810,209	5,959,243,276,265

DHG PHARMACEUTICAL JOINT STOCK COMPANY

Form B 01 – DN


BALANCE SHEET (cont.)

Codes	RESOURCES	Notes	As at 31.12.2025 VND	As at 31.12.2024 VND
300	LIABILITIES		983,261,625,111	1,864,488,178,296
310	Current liabilities		906,042,527,059	1,790,292,694,239
311	Short-term trade payables	18	391,630,655,164	167,297,346,734
312	Short-term advances from customers		45,689,385,337	35,831,657,220
313	Taxes and amounts payable to the State budget	12	72,072,913,741	76,460,947,075
314	Payables to employees		261,949,491,179	202,121,684,052
315	Short-term accrued expenses	19	70,735,387,652	59,525,577,023
318	Short-term unearned revenue	20	42,842,121,344	48,506,708,876
319	Other current payables	21	2,219,267,165	525,017,692,946
320	Short-term loans	22	-	649,913,916,414
322	Bonus and welfare funds	23	18,903,305,477	25,617,163,899
330	Long-term liabilities		77,219,098,052	74,195,484,057
342	Long-term provisions	24	76,490,020,477	71,954,405,323
343	Science and technology development fund	25	729,077,575	2,241,078,734
400	EQUITY		4,182,487,185,098	4,094,755,097,969
410	Owner's equity	26	4,182,487,185,098	4,094,755,097,969
411	Owner's contributed capital		1,307,460,710,000	1,307,460,710,000
411a	- Ordinary shares carrying voting rights		1,307,460,710,000	1,307,460,710,000
412	Share premium		6,778,948,000	6,778,948,000
418	Investment and development fund		1,358,122,657,972	2,458,122,657,972
421	Retained earnings		1,510,124,869,126	322,392,781,997
421a	- Retained earnings accumulated to the prior year end		612,548,752,398	66,456,946,037
421b	- Retained earnings of the current year		897,576,116,728	255,935,835,960
440	TOTAL RESOURCES		5,165,748,810,209	5,959,243,276,265


Tran Ngoc Hien
Preparer


Ho Bui Huan
Chief Accountant




Toshitomi Kojima
Acting General Director
20 January 2026

DHG PHARMACEUTICAL JOINT STOCK COMPANY

Form B 02 – DN

INCOME STATEMENT

Codes		Notes	For the 3-month period ended		For the year ended	
			31.12.2025 VND	31.12.2024 VND	31.12.2025 VND	31.12.2024 VND
01	Gross revenue from goods sold and services rendered	28	2,033,290,499,202	1,749,008,229,085	6,136,905,368,338	5,714,422,855,630
02	Deductions	28	290,818,693,690	290,329,960,901	869,942,684,288	829,555,200,538
10	Net revenue from goods sold and services rendered	28	1,742,471,805,512	1,458,678,268,184	5,266,962,684,050	4,884,867,655,092
11	Cost of sales	29	944,381,882,835	792,282,133,174	2,754,590,975,289	2,747,101,521,942
20	Gross profit from goods sold and services rendered		798,089,922,677	666,396,135,010	2,512,371,708,761	2,137,766,133,150
21	Financial income	30	29,214,078,472	35,553,340,685	133,235,749,052	148,119,966,008
22	Financial expenses	31	18,111,462,489	28,955,032,209	81,590,241,255	89,739,210,554
23	In which: Interest expense		2,998,840,491	8,224,006,815	25,635,277,644	24,810,529,888
25	Selling expenses	32	446,194,617,813	258,460,494,739	1,157,129,802,526	904,667,099,165
26	General and administrative expenses	32	129,861,898,910	83,416,763,509	368,743,063,709	312,823,418,686
30	Operating profit		233,136,021,927	331,117,185,238	1,038,144,350,323	978,656,370,753
31	Other income	33	597,189,534	1,345,478,875	10,448,790,264	5,315,643,375
32	Other expenses	33	13,864,914,126	64,997,607,765	28,163,560,553	79,487,447,312
40	Losses from other activities		(13,267,724,592)	(63,652,128,890)	(17,714,770,289)	(74,171,803,937)
50	Accounting profit before tax		219,868,297,335	267,465,056,348	1,020,429,580,034	904,484,566,816
51	Current corporate income tax expense	35	35,258,463,638	60,285,139,529	123,714,540,403	127,031,756,728
52	Deferred corporate tax income	35	(187,293,019)	(1,012,294,643)	(861,077,097)	(1,467,309,872)
60	Net profit after corporate income tax		184,797,126,716	208,192,211,462	897,576,116,728	778,920,119,960
70	Earnings per share (VND)	36	1,367	1,541	6,644	5,763



Tran Ngoc Hien
Preparer



Ho Bui Huan
Chief Accountant




Toshifumi Kojima
Acting General Director
20 January 2026


DHG PHARMACEUTICAL JOINT STOCK COMPANY

Form B 03 – DN


CASH FLOW STATEMENT
(Indirect method)

Items	Codes	Fiscal year ended	
		31.12.2025 VND	31.12.2024 VND
I. CASH FLOWS FROM OPERATING ACTIVITIES			
1. Profit before tax	01	1,020,429,580,034	904,484,566,816
2. Adjustment for:			
Depreciation and amortization of fixed assets and investment properties	02	119,007,964,694	169,695,469,422
Provisions	03	7,095,418,520	5,075,762,608
Foreign exchange (gains)/losses arising from translating foreign currency items	04	(246,436,677)	324,569,255
Gains from investing activities	05	(120,582,609,948)	(139,127,459,803)
Interest expense	06	25,635,277,644	24,810,529,888
3. Operating profit before movements in working capital	08	1,051,339,194,267	965,263,438,186
Changes in receivables	09	(55,868,573,238)	105,103,088,465
Changes in inventories	10	86,655,314,150	420,959,945,637
Changes in payables	11	296,144,224,717	(21,510,218,626)
Changes in prepaid expenses	12	28,480,514,438	13,080,338,745
Interest paid	14	(26,019,669,534)	(24,766,314,819)
Corporate income tax paid	15	(124,797,302,318)	(101,297,219,913)
Other cash outflows	17	(31,891,522,289)	(39,249,652,347)
Net cash generated by operating activities	20	1,224,042,180,193	1,317,583,405,328
II. CASH FLOWS FROM INVESTING ACTIVITIES			
1. Payment for purchasing, construction of fixed assets and other long-term assets	21	(42,210,877,660)	(88,704,714,502)
2. Proceeds from sale, disposal of fixed assets and other long-term assets	22	1,239,777,570	967,727,000
3. Cash outflow for lending, buying debt instruments of other entities	23	(2,809,000,000,000)	(3,550,000,000,000)
4. Cash recovered from lending, selling debt instruments of other entities	24	3,530,000,000,000	3,035,000,000,000
5. Interest earned, dividends and profits received	27	120,627,874,254	156,785,793,078
Net cash generated by/ (used in) investing activities	30	800,656,774,164	(445,951,194,424)
III. CASH FLOWS FROM FINANCING ACTIVITIES			
1. Proceeds from borrowings	33	1,321,447,304,923	1,708,084,671,223
2. Repayment of borrowings	34	(1,971,361,221,337)	(1,630,335,302,369)
3. Dividends and profits paid	36	(1,307,460,710,000)	(980,595,532,500)
Net cash used in by financing activities	40	(1,957,374,626,414)	(902,846,163,646)
Net increase/ (decrease) in cash	50	67,324,327,943	(31,213,952,742)
Cash and cash equivalents at the beginning of the year	60	62,857,547,612	94,134,026,358
Effects of changes in foreign exchange rates	61	(286,210,559)	(62,526,004)
Cash and cash equivalents at the end of the period/ year	70	129,895,664,996	62,857,547,612


Tran Ngoc Hien
Preparer


Ho Bui Huan
Chief Accountant




Toshimichi Kojima
Acting General Director
20 January 2026

**NOTES TO THE FINANCIAL STATEMENTS
FOR THE FISCAL YEAR ENDED 31 DECEMBER 2025**

1 GENERAL INFORMATION

Structure of ownership

On 2 September 2004, DHG Pharmaceutical Joint Stock Company (the "Company") was equitized from Hau Giang Pharmaceutical United Factory in accordance with Decision No.2405/QĐ-CT.UB dated 5 August 2004 issued by the People's Committee of Can Tho City. The Company was officially incorporated as a joint stock company under the Business Registration Certificate No.5703000111 dated 15 September 2004 issued by the Department of Planning and Investment of Can Tho City with the initial charter capital of VND 80,000,000,000.

The Company's shares were listed on Ho Chi Minh Stock Exchange with DHG code in accordance with Decision No. 93/UBCK-GPNY dated 1 December 2006 issued by the State Securities Commission of Vietnam.

The largest shareholder of the Company is Taisho Pharmaceutical Co., Ltd which owned 51.01% and the State Capital Investment Corporation ("SCIC") which owned 43.31% of share capital of the Company. SCIC is controlled by Commission for the Management of State Capital at Enterprises.

The Company's head office is located at 288 Bis Nguyen Van Cu Street, Cai Khe Ward, Can Tho City, S.R. Vietnam.

The number of employees of the Company as at 31 December 2025 was 2,819 (as at 31 December 2024: 2,806).

Operating industry and principal activities

The Company's operating industry is to manufacture and sell pharmaceutical products.

The Company's principal activities are to manufacture and trade pharmaceuticals, health supplement and cosmeceuticals.

Normal production and business cycle

The Group's normal production and business cycle is carried out for a time period of 12 months or less.

Disclosure of information comparability in the financial statements

The comparative figures on the balance sheet are the figures of the audited financial statements for the fiscal year ended 31 December 2024. The comparative figures on the income statement and cash flow statement are the figures of the audited financial statements for the fiscal year ended 31 December 2024.

2 ACCOUNTING CONVENTION AND FISCAL YEAR

Accounting convention

The financial statements, expressed in Vietnam Dong (VND), are prepared under the historical cost convention and in accordance with Vietnamese Accounting Standards, accounting regime for enterprises and legal regulations relating to financial reporting.

The financial statements are prepared solely to present the financial position of the Company as at 31 December 2025, and its results of operations and cash flows for the Fiscal year ended 31 December 2025. The investments of the Company are recorded under the Company's policy and are presented in Note 3 as below.

The financial statements are not intended to present the financial position, results of operations and cash flows in accordance with accounting principles and practices generally accepted in countries and jurisdictions other than Vietnam.

2 ACCOUNTING CONVENTION AND FISCAL YEAR (cont.)**Fiscal year**

The Company's Fiscal year begins on 1 January and ends on 31 December.

3 SUMMARY OF SIGNIFICANT ACCOUNTING POLICIES

The significant accounting policies, which have been adopted by the Company in the preparation of the financial statements, are as follows:

Estimates

The preparation of financial statements in conformity with Vietnamese Accounting Standards, accounting regime for enterprises and legal regulations relating to financial reporting requires the Board of Management to make estimates and assumptions that affect the reported amounts of assets, liabilities and disclosures of contingent assets and liabilities at the balance sheet date and the reported amounts of revenues and expenses during the financial period. Although these accounting estimates are based on the Board of Management's best knowledge, actual results may differ from those estimates.

Cash and cash equivalents

Cash and cash equivalents comprise cash on hand, cash in transit, demand deposits and short-term investments with maturity term not exceeding 3 months from the date of investment, highly liquid investments that are readily convertible to known amounts of cash and are subject to an insignificant risk of changes in value.

Financial investments**Held-to-maturity investments**

Held-to-maturity investments comprise investments that the Company's Board of Management has the positive intent or ability to hold to maturity.

Held-to-maturity investments include term deposits to earn periodic interest (except for term deposits presented in Note "Cash and cash equivalents") for the purpose of earning annual interest. These investments are measured at cost less provision for impairment of financial investments. Provision for doubtful debts relating to held-to-maturity investments is made in accordance with prevailing accounting regulations.

Interest income from term deposits is recognized in the income statement on accrual basis.

Loan receivables

Loan receivables are measured at cost less provision. Provision for loan receivables is made in accordance with prevailing accounting regulations.

Equity investments in other entities

Equity investments in other entities represent the Company's investments in ordinary shares of the entities over which the Company has no control, joint control, or significant influence.

Equity investments in other entities are carried at cost less provision for impairment. The provision for impairment of investments is made when there is a reliable evidence for declining in value of these investments at the balance sheet date.

Receivables

Receivables represent the amounts recoverable from customers or other debtors. Receivables are stated at book value less provision for doubtful debts.

Provision for doubtful debts is made for receivables that are overdue for six months or more, or when the debtor is in dissolution, in bankruptcy, or is experiencing similar difficulties and so may be unable to repay the debt.



3 SUMMARY OF SIGNIFICANT ACCOUNTING POLICIES (cont.)**Inventories**

Inventories are stated at the lower of cost and net realizable value. Cost of inventories comprises cost of purchases and other directly attributable expenses. In the case of manufactured products, cost comprises direct materials and where applicable, direct labor costs and those overheads that have been incurred in bringing the inventories to their present location and condition. The Company applies the perpetual inventory procedure. Cost is calculated using the weighted average method. Net realizable value represents the estimated selling price less all estimated costs to completion and costs to be incurred in marketing, selling and distribution.

The evaluation of necessary provision for inventory obsolescence follows current prevailing accounting regulations which allow provisions to be made for obsolete, damaged, or sub-standard inventories and for those which have costs higher than net realizable values as at the balance sheet date.

Tangible fixed assets and depreciation

Tangible fixed assets are stated at cost less accumulated depreciation.

The costs of purchased tangible fixed assets comprise their purchase prices and any directly attributable costs of bringing the assets to their working condition and location for their intended use.

Tangible fixed assets are depreciated using the straight-line method over their estimated useful lives, as follows:

	<u>Years</u>
Buildings and structures	3 - 50
Machinery and equipment	5 - 20
Motor vehicles	3 - 15
Office equipment	3 - 15

Gain or loss resulting from sales and disposals of tangible fixed assets is the difference between proceeds from sales or disposals of assets and their residual values and is recognized in the income statement.

LeasesThe Company as lessor

Rental income from operating leases is recognized on a straight-line basis over the term of the relevant lease. Initial direct costs incurred in negotiating and arranging an operating lease are added to the carrying amount of the leased asset and recognized on a straight-line basis over the lease term.

The Company as lessee

Leases where substantially all the rewards and risks of ownership of assets remain with the lessor are accounted for as operating leases. Rentals payable under operating leases are charged to the income statement on a straight-line basis over the term of the relevant lease. Benefits received and receivable as an incentive to enter into an operating lease are also spread on a straight-line basis over the lease term.

Intangible fixed assets and amortization

Intangible fixed assets represent land use rights and computer software that are stated at cost less accumulated amortization.

Definite land use rights are amortized using the straight-line method over the terms indicated in the land use right certificate. Indefinite land use rights are carried at cost and not amortized under prevailing regulations.

Computer software is amortized using the straight-line method from 2 to 8 years

001
ÔN
Ô
Đ
AU
P

3 SUMMARY OF SIGNIFICANT ACCOUNTING POLICIES (cont.)**Investment properties**

Investment properties are buildings, or part of buildings or infrastructure or buildings and land held by the Company to earn rentals or for capital appreciation. Investment properties held to earn rentals are stated at cost less accumulated depreciation while investment properties held for capital appreciation are stated at cost less impairment loss. The costs of purchased investment properties comprise their purchase prices and any directly attributable expenditures, such as professional fees for legal services, property transfer taxes and other related transaction costs. The costs of self-constructed investment properties are the finally accounted construction or directly attributable costs of the properties.

Investment properties held to earn rentals are depreciated using the straight-line method over their estimated useful lives as follows:

Land use rights	50 years
Buildings and structures	10 - 15 years

Construction in progress

Properties in the course of construction for production, rental or administrative purposes, or for other purposes, are carried at cost. Cost includes costs that are necessary to form the assets in accordance with the Company's accounting policy. Depreciation of these assets, on the same basis as other assets, commences when the assets are ready for their intended use.

Prepayments

Prepayments are expenses which have already been paid but relate to results of operations of multiple accounting periods. Prepayments comprise land rentals, costs of small tools, supplies and spare parts issued for consumption and other prepayment expenses.

Land rentals represent the prepaid land rentals. The prepaid land rentals are allocated to the income statement using the straight-line method over the lease term.

Others have been capitalized as prepayments and are allocated to the income statement using the straight-line method in accordance with the current prevailing accounting regulations.

Provisions

Provisions are recognized when the Company has a present obligation as a result of a past event, and it is probable that the Company will be required to settle that obligation. Provisions are measured at the Board of Management's best estimate of the expenditure required to settle the obligation as at the balance sheet date.

Severance allowance payable

The severance allowance for employees is accrued at the end of each reporting period for all employees having worked at the Company for full 12 months and above. Working time serving as the basis for calculating severance allowance shall be the total actual working time subtracting the time when the employees have made unemployment insurance contributions as prescribed by law, and the working time when severance allowance has been paid to the employees. The allowance made for each year of service equals to a half of an average monthly salary under the Vietnamese Labor Code, Social Insurance Code and relevant guiding documents. The average monthly salary used for calculation of severance allowance shall be adjusted to be the average of the six consecutive months nearest to the date of the financial statements at the end of each fiscal year. The increase or decrease in the accrued amount shall be recorded in the income statement.

Provision for dismantling and restoration costs

In accordance with Circular 200/2014/TT-BTC issued by the Ministry of Finance, since 1 January 2015, the Company is required to provide for dismantling and restoration costs of the Company's leased premises or land. The provision for dismantling and restoration costs is determined based on the estimated dismantling and restoration costs to be incurred at the time of returning the premises or land at the end of the lease term and recognized on a straight-line basis over the period from 1 January 2015 to the time of returning the premises or land.

3 SUMMARY OF SIGNIFICANT ACCOUNTING POLICIES (cont.)**Unearned revenue**

Unearned revenue represents the fair value of goods and services provided to customers for free or at discount in the customer loyalty programs. Unearned revenue is recognized for the portion of obligation that the Company has not yet fulfilled to customers.

Revenue recognition

Revenue from the sale of goods is recognized when all five (5) following conditions are satisfied:

- (a) the Company has transferred to the buyer the significant risks and rewards of ownership of the goods;
- (b) the Company retains neither continuing managerial involvement to the degree usually associated with ownership nor effective control over the goods sold;
- (c) the amount of revenue can be measured reliably;
- (d) it is probable that the economic benefits associated with the transaction will flow to the Company; and
- (e) the costs incurred or to be incurred in respect of the transaction can be measured reliably.

Revenue of a transaction involving the rendering of services is recognized when the outcome of such transactions can be measured reliably. Where a transaction involving the rendering of services is attributable to several periods, revenue is recognized in each period by reference to the percentage of completion of the transaction at the balance sheet date of that period. The outcome of a transaction can be measured reliably when all four (4) following conditions are satisfied:

- (a) the amount of revenue can be measured reliably;
- (b) it is probable that the economic benefits associated with the transaction will flow to the Company;
- (c) the percentage of completion of the transaction at the balance sheet date can be measured reliably; and
- (d) the costs incurred for the transaction and the costs to complete the transaction can be measured reliably.

Interest income is accrued on a time basis, by reference to the principal outstanding and at the applicable interest rate.

Dividend income from investments is recognized when the Company's right to receive payment has been established.

Sales deductions

Sales deductions include trade discounts, sales returns and allowances. Sales deductions incurred in the same year of sales of products, goods and services are recorded as deduction of revenue of that year.

Sales deductions for the products, goods or services which are sold in the previous year, incurred after the balance sheet date but before the issuance of the financial statements are recorded as deduction of revenue of the reporting year.

Customer loyalty programs

Revenue is recognized at total consideration received less fair value of goods and services which are provided to customers for free or at discount. Fair value amounts of goods and services provided for free or at discount are recognized as unearned revenue. If customers do not meet the required conditions stated in the customer loyalty programs at the end of the programs and hence, are not entitled to the free or discounted goods and services, the unearned revenue is realized into the revenue of goods sold and services rendered.

When customers meet all the required conditions and the Company is the one providing the free or discounted goods and services to customers, the unearned revenue is realized into the Company's income statement at the time that obligations to customers are fulfilled, which means goods are delivered and services are rendered to customers.

3 SUMMARY OF SIGNIFICANT ACCOUNTING POLICIES (cont.)**Customer loyalty programs (con.t)**

When customers meet all the required conditions and obligations of providing the free or discounted goods and services to customers are carried out by a third party. If the Company does not act as an agent of the third party, the unearned revenue is realized into the revenue of goods sold and services rendered at the time that third party provides the free or discounted goods and services to customers. If the Company acts as an agent of the third party, the Company recognizes revenue for the difference between the unearned revenue amount and the amount payable to the third party for providing such free or discounted goods and services to customers. The amount payable to the third party is settlement for payable.

Foreign currencies

Transactions arising in foreign currencies are translated at exchange rates ruling at the transaction date. The balances of monetary items denominated in foreign currencies as at the balance sheet date are retranslated at the exchange rates on the same date. Exchange differences arising from the translation of these accounts are recognized in the income statement.

Borrowing costs

Borrowing costs are recognized in the income statement in the year when incurred unless they are capitalized in accordance with Vietnamese Accounting Standard No. 16 "Borrowing costs". Accordingly, borrowing costs directly attributable to the acquisition, construction or production of qualifying assets, which are assets that necessarily take a substantial period of time to get ready for their intended use or sale, are added to the cost of those assets, until such time as the assets are substantially ready for their intended use or sale. Investment income earned on the temporary investment of specific borrowings pending their expenditure on qualifying assets is deducted from the cost of those assets. For specific borrowings for the purpose of construction of fixed assets and investment properties, borrowing costs are capitalized even when the construction period is under 12 months.

Taxation

Income tax expense represents the sum of the tax currently payable and deferred tax.

The tax currently payable is based on taxable profit for the period. Taxable profit differs from profit before tax as reported in the income statement because it excludes items of income or expense that are taxable or deductible in other years (including loss carried forward, if any) and it further excludes items that are never taxable or deductible.

Deferred tax is recognized on significant differences between carrying amounts of assets and liabilities in the financial statements and the corresponding tax bases used in the computation of taxable profit and is accounted for using balance sheet liability method. Deferred tax liabilities are generally recognized for all temporary differences and deferred tax assets are recognized to the extent that it is probable that taxable profit will be available against which deductible temporary differences can be utilized.

Deferred tax is calculated at the tax rates that are expected to apply during the year when the liability is settled or the asset realized. Deferred tax is charged or credited to the income statement, except when it relates to items charged or credited directly to equity, in which case the deferred tax is also dealt with in equity.

Deferred tax assets and liabilities are offset when there is a legally enforceable right to set off current tax assets against current tax liabilities and when they relate to income taxes levied by the same tax authority and the Company intends to settle its current tax assets and liabilities on a net basis.

The determination of the current corporate income tax payable is based on the current interpretation of tax regulations. However, these regulations are subject to periodic variation and their ultimate determination depends on the results of the tax authorities' examinations.

Other taxes are applied in accordance with the prevailing tax laws in Vietnam.



3. SUMMARY OF SIGNIFICANT ACCOUNTING POLICIES (cont.)**Dividend distribution (cont.)**

The Company's profit after tax is available for appropriation to shareholders as dividends after approval by shareholders at the Company's Annual General Meeting of Shareholders.

Final dividends are declared and paid from retained earnings based on the approval of shareholders at the Annual General Meeting of Shareholders.

Appropriation of the Company's net profit after tax of 2024 was approved by shareholders at the Company's Annual General Meeting as follows:

- Dividends declared for 2024: 100% of par value
- Appropriation to the bonus and welfare fund: 3% of net profit after tax
- Operation Fund for Board of Directors, Audit Committee, Committees under the Board of Directors and the Board of Directors' secretary: VND 2,000,000,000

In addition, the General Meeting of Shareholders also approved the reversal of the Investment and Development Fund to Undistributed earnings, with a total amount of VND 1,100,000,000,000.

Bonus and welfare fund

Bonus and welfare fund is deducted from the profit after corporate income tax of the company to be used for rewarding and encouraging physical benefits, serving the needs of the public, improving and enhancing mental and physical life of employees. The appropriation and use of the bonus and welfare fund must comply with current prevailing accounting and financial regulations.

Investment and development fund

Investment and development fund is deducted from profits after corporate income tax of the Company to be used to invest in expanding the scale of production, business or in-depth investment of the enterprise. The appropriation and use of the investment and development fund must comply with current prevailing accounting and financial regulations.

Related parties

Parties are considered to be related parties of the Company if one party has the ability, directly or indirectly, to control the other party or exercise significant influence over the other party in making financial and operating decisions, or when the Company and other party are under common control or under common significant influence. Related parties can be enterprise or individual, including their close family members.

DHG PHARMACEUTICAL JOINT STOCK COMPANY

Form B 09 – DN

4 CASH AND CASH EQUIVALENTS

	31.12.2025 VND	31.12.2024 VND
Cash on hand	6,954,261,500	6,538,753,500
Demand deposits	122,941,403,496	56,318,794,112
	<u>129,895,664,996</u>	<u>62,857,547,612</u>

5 FINANCIAL INVESTMENTS

(a) Short-term financial investments

Short-term held-to-maturity investments represent term deposits with the original maturity terms from more than 3 months and remaining maturity terms of less than 12 months from reporting date.

Held-to-maturity investments

	31.12.2025		31.12.2024	
	Cost VND	Book value VND	Cost VND	Book value VND
Term deposits	<u>2,024,000,000,000</u>	<u>2,024,000,000,000</u>	<u>2,745,000,000,000</u>	<u>2,745,000,000,000</u>

(b) Long-term financial investments

	31.12.2025		31.12.2024	
	Cost VND	Provision VND	Cost VND	Provision VND
Equity investments in other entities (*)	<u>24,108,379,057</u>	<u>(19,478,379,057)</u>	<u>24,108,379,057</u>	<u>(19,670,879,057)</u>
	<u>24,108,379,057</u>	<u>(19,478,379,057)</u>	<u>24,108,379,057</u>	<u>(19,670,879,057)</u>

(*) Equity investments in other entities:

	31.12.2025 VND	31.12.2024 VND
ATP Packaging Joint Stock Company	20,000,000,000	20,000,000,000
Enlie Pharmaceutical Joint Stock Company	4,108,379,057	4,108,379,057
	<u>24,108,379,057</u>	<u>24,108,379,057</u>

The provision balance as at 31 December 2025 and 31 December 2024 represents the provision for long-term investments in the following other entities:

	31.12.2025 VND	31.12.2024 VND
ATP Packaging Joint Stock Company	17,400,000,000	17,400,000,000
Enlie Pharmaceutical Joint Stock Company	2,078,379,057	2,270,879,057
	<u>19,478,379,057</u>	<u>19,670,879,057</u>

DHG PHARMACEUTICAL JOINT STOCK COMPANY

Form B 09 – DN

6 SHORT-TERM TRADE RECEIVABLES

	31.12.2025 VND	31.12.2024 VND
Related parties (Note 38)	7,412,661,319	3,009,909,100
Third parties	607,769,960,716	553,897,739,837
	<u>615,182,622,035</u>	<u>556,907,648,937</u>

As at 31 December 2025 and 31 December 2024, there was no single trade receivable from third parties accounting for 10% or more of total trade receivables.

7 LOAN RECEIVABLES

	31.12.2025 VND	31.12.2024 VND
Short-term loan receivables		
Loan receivables from customers	136,032,204	257,622,204
	<u>136,032,204</u>	<u>257,622,204</u>

8 OTHER SHORT-TERM RECEIVABLES

	31.12.2025 VND	31.12.2024 VND
Accruals of interest income	61,046,506,858	58,661,986,308
Receivable from employees	12,515,447,130	12,368,841,716
Other receivables	4,052,162,674	15,729,391,255
	<u>77,614,116,662</u>	<u>86,760,219,279</u>

9 BAD DEBTS

	31.12.2025		
	Cost VND	Recoverable amount VND	Provision VND
Total amount of receivables and loan receivables past due or not past due but impaired	<u>84,187,082,373</u>	<u>53,934,636,316</u>	<u>(30,252,446,057)</u>

	31.12.2024		
	Cost VND	Recoverable amount VND	Provision VND
Total amount of receivables and loan receivables past due or not past due but impaired	<u>104,960,349,435</u>	<u>71,912,776,790</u>	<u>(33,047,572,645)</u>

As at 31 December 2025 and 31 December 2024, there was no balance of receivables accounting for 10% or more of total past due receivable amount.

DHG PHARMACEUTICAL JOINT STOCK COMPANY

Form B 09 – DN

9 BAD DEBTS (cont.)

Movements in the provision for doubtful debts during the period/year were as follows:

	Fiscal year ended 31.12.2025 VND	Fiscal year ended 31.12.2024 VND
Opening balance	33,047,572,645	35,457,299,593
Additional in provision in the period/year	127,808,021	582,512,306
Write off in the period/ year	(2,922,934,609)	(2,992,239,254)
Closing balance	30,252,446,057	33,047,572,645

10 INVENTORIES

	31.12.2025		31.12.2024	
	Cost VND	Provision VND	Cost VND	Provision VND
Goods in transit	137,856,931,738	-	82,500,439,637	-
Raw materials	430,750,180,987	(876,500,226)	558,533,781,102	(1,441,799,264)
Work in progress	93,780,418,889	-	79,803,293,749	-
Finished goods	328,000,683,692	(1,267,643,198)	353,996,808,325	(972,293,587)
Merchandise	40,677,561,026	(4,425,339,075)	43,009,036,028	-
Consignment goods	122,268,359	-	-	-
	1,031,188,044,691	(6,569,482,499)	1,117,843,358,841	(2,414,092,851)

Movements in the provision for inventories during the period/year were as follows:

	Fiscal year ended 31.12.2025 VND	Fiscal year ended 31.12.2024 VND
Opening balance	2,414,092,851	4,166,989,823
Additional in provision in the period/year	4,369,724,772	443,574,006
Utilization of provisions in the period/year	(214,335,124)	(2,196,470,978)
Closing balance	6,569,482,499	2,414,092,851

The provision for devaluation of inventories was made for inventories of which costs were higher than net realizable value.

As at 31 December 2025 and 31 December 2024, the Company did not have any slow moving, damaged or sub-standard inventories.

11 PREPAYMENTS**Short-term prepayments**

	31.12.2025 VND	31.12.2024 VND
Prepayment related to operating lease	2,991,005,512	2,206,793,549
Others	9,996,470,096	8,652,716,137
	<u>12,987,475,608</u>	<u>10,859,509,686</u>

Prepayments are allocated within 12 months since the time of prepayment.

Long-term prepayments

	31.12.2025 VND	31.12.2024 VND
Tools and supplies	5,088,841,814	13,558,743,984
Repairs and replacement	25,634,776,170	41,960,364,388
Others	1,370,585,871	1,585,048,687
	<u>32,094,203,855</u>	<u>57,104,157,059</u>

Prepayments are allocated in a period of more than 12 months since the time of prepayment.

Movements in long-term prepayments were as follows:

	Fiscal year ended 31.12.2025 VND	Fiscal year ended 31.12.2024 VND
Opening balance	57,104,157,059	45,803,166,017
Increase in the period/year	12,154,494,966	51,867,839,541
Allocation in the period/year	(37,164,448,170)	(40,566,848,499)
Closing balance	<u>32,094,203,855</u>	<u>57,104,157,059</u>

12 TAXES AND OTHER RECEIVABLES FROM/PAYABLES TO THE STATE BUDGET

Form B 09 – DN

Taxes and other receivables from the State budget

	Opening balance	Payable during the period/year	Paid during the period/year	Waiting for net-off/ refund during the period/year	Closing balance
	VND	VND	VND	VND	VND
Personal income tax	(1,722,948,630)	12,118,946,318	-	(10,395,997,688)	-
Land rental fee, land use tax	-	-	(707,643,716)	-	(707,643,716)
Other taxes	(77,308,834)	77,308,834	-	-	-
	(1,800,257,464)	12,196,255,152	(707,643,716)	(10,395,997,688)	(707,643,716)

Taxes and other payables to the State budget

	Opening balance	Payable during the period/year	Paid during the period/year	Other payables during the period/year	Closing balance
	VND	VND	VND	VND	VND
Value added tax for domestic goods	27,659,928,028	145,257,094,062	(151,995,198,790)	-	20,921,823,300
Value added tax for import goods	-	58,232,302,242	(58,232,302,242)	-	-
Import and export duties	-	11,153,112,640	(11,153,112,640)	-	-
Corporate income tax	22,416,942,929	103,714,540,403	(124,797,302,318)	43,745,000	1,377,926,014
Corporate income tax surcharge in accordance with the global anti-base erosion rules (*)	22,082,000,000	18,692,000,000	-	-	40,774,000,000
Personal income tax	1,863,664,500	56,471,703,035	(52,703,218,820)	-	5,632,148,715
Land rental fee, land use tax	-	3,129,539,526	(3,129,539,526)	-	-
Other taxes	2,438,411,618	19,816,017,810	(18,887,413,716)	-	3,367,015,712
	76,460,947,075	416,466,309,718	(420,898,088,052)	43,745,000	72,072,913,741

(*) On 29 November 2023, The National Assembly issued the Resolution No. 107/2023/QH15 relating to the application of top-up tax under the global anti-base erosion rules. The Management of the Company has made an estimate to set aside an additional provision related to the tax liability that may arise from this issue in the financial statements.

13 TANGIBLE FIXED ASSETS

	Buildings and structures VND	Machinery and equipment VND	Motor vehicles VND	Office equipment VND	Total VND
Cost					
As at 01 January 2025	776,502,087,372	1,093,623,971,483	173,806,265,581	107,395,479,629	2,151,327,804,065
New purchases	-	6,957,777,565	-	2,010,965,609	8,968,743,174
Transfer from construction in progress (Note 16)	-	57,988,844,923	2,919,927,991	-	60,908,772,914
Disposals	(165,000,000)	(19,005,473,683)	(961,643,636)	(1,103,577,150)	(21,235,694,469)
Reclassification	(101,000,000)	-	(30,510,423)	131,510,423	-
As at 31 December 2025	776,236,087,372	1,139,565,120,288	175,734,039,513	108,434,378,511	2,199,969,625,684
Accumulated depreciation					
As at 01 January 2025	366,422,721,720	570,815,692,837	118,517,818,146	77,810,736,914	1,133,566,969,617
Charge for the period/ year	25,752,158,013	74,835,815,322	9,199,666,201	5,772,083,030	115,559,722,566
Disposals	(165,000,000)	(15,335,911,257)	(961,643,636)	(1,103,577,150)	(17,566,132,043)
Reclassification	(101,000,000)	-	(30,510,423)	131,510,423	-
As at 31 December 2025	391,908,879,733	630,315,596,902	126,725,330,288	82,610,753,217	1,231,560,560,140
Net book value					
As at 01 January 2025	410,079,365,652	522,808,278,646	55,288,447,435	29,584,742,715	1,017,760,834,448
As at 31 December 2025	384,327,207,639	509,249,523,386	49,008,709,225	25,823,625,294	968,409,065,544

As at 31 December 2025, the cost of tangible fixed assets included VND 681,700,314,561 (as at 31 December 2024: VND 613,881,062,867) of assets which were fully depreciated.

DHG PHARMACEUTICAL JOINT STOCK COMPANY

Form B 09 – DN

14 INTANGIBLE FIXED ASSETS

	Land use rights with indefinite term VND	Land use rights with definite term VND	Computer software VND	Total VND
Cost				
As at 01 January 2025	83,120,604,201	129,637,853,493	21,530,169,027	234,288,626,721
As at 31 December 2025	83,120,604,201	129,637,853,493	21,530,169,027	234,288,626,721
Accumulated amortization				
As at 01 January 2025	-	35,950,851,372	20,231,876,330	56,182,727,702
Charge for the period/year	-	2,707,181,808	978,848,295	3,686,030,103
As at 31 December 2025	-	38,658,033,180	21,210,724,625	59,868,757,805
Net book value				
As at 01 January 2025	83,120,604,201	93,687,002,121	1,298,292,697	178,105,899,019
As at 31 December 2025	83,120,604,201	90,979,820,313	319,444,402	174,419,868,916

As at 31 December 2025, the cost of intangible fixed assets included VND 21,106,017,479 (as at 31 December 2024: VND 16,285,369,257) of assets which were fully amortized.

15 INVESTMENT PROPERTIES

	Buildings and architectures VND	Land use rights VND	Total VND
Cost			
As at 01 January 2025	8,763,205,928	36,063,405,215	44,826,611,143
As at 31 December 2025	8,763,205,928	36,063,405,215	44,826,611,143
Accumulated depreciation			
As at 01 January 2025	7,906,329,608	6,247,659,476	14,153,989,084
Charge for the period/ year	183,616,368	624,765,948	808,382,316
As at 31 December 2025	8,089,945,976	6,872,425,424	14,962,371,400
Net book value			
As at 01 January 2025	856,876,320	29,815,745,739	30,672,622,059
As at 31 December 2025	673,259,952	29,190,979,791	29,864,239,743

DHG PHARMACEUTICAL JOINT STOCK COMPANY

Form B 09 – DN

15 INVESTMENT PROPERTIES (cont.)

As at 31 December 2025, the cost of investment properties included VND 6,008,960,472 (as at 31 December 2024: VND 6,008,960,472).

Pursuant to the Evaluation Results Report issued by DHG's Finance Department on 31 December 2025, the fair value of the Company's investment properties was VND 109,233,000,000 which was still determined according to the valuation certificate issued by South East Appraisal and Consulting Corporation Company on 05 August 2020 and the valuation certificate issued by VAS Valuation Co., Ltd on 17 January 2023. South East Appraisal and Consulting Corporation Company and VAS Valuation Co., Ltd are independent valuation companies, not related parties of the Company. These companies have a valid practicing certificate and have experience in real estate valuation. The real estate valuation in accordance with Vietnamese Valuation Standards is made in reference to market prices of similar properties.

16 LONG-TERM ASSETS IN PROGRESS

	31.12.2025 VND	31.12.2024 VND
Construction of Gia Lai branch office	3,473,948,774	3,473,948,774
Other repairs and renovation	-	1,044,195,319
Purchasing machineries	2,430,999,321	2,940,480,836
REB product project	-	3,141,815,687
LUS product project	-	5,594,799,598
Representative office repairs	6,489,712,485	-
Investment for the expansion of DHG Pharmaceutical Plant and DHG Printing and Packaging Plant	31,762,966,020	32,418,736,620
	<u>44,157,626,600</u>	<u>48,613,976,834</u>

Movements of construction in progress in the period/year:

	Fiscal year ended 31.12.2025 VND	Fiscal year ended 31.12.2024 VND
Opening balance	48,613,976,834	553,593,578,887
Purchases	71,461,918,830	52,928,216,172
Transfer to tangible fixed assets (Note 13)	(60,908,772,914)	(511,658,589,036)
Transfer to prepayments, tools and supplies	(5,598,527,156)	(24,892,388,348)
Transfer to expenses in the period/year	(9,410,968,994)	(21,356,840,841)
Closing balance	<u>44,157,626,600</u>	<u>48,613,976,834</u>

17 DEFERRED TAX ASSETS

	31.12.2025 VND	31.12.2024 VND
Corporate income tax rates used for determination of value of deferred tax assets	20%	20%
Deductible temporary differences	<u>96,002,985,065</u>	<u>91,697,599,580</u>
Deferred tax assets	<u>19,200,597,013</u>	<u>18,339,519,916</u>

The deferred tax assets mainly arise from deductible temporary differences relating to provisions and unrealized profits arising from intra-group transactions of assets acquisition between the Company and its old subsidiaries in the Company which are dissolved.

17 DEFERRED TAX ASSETS (cont.)

Movements of deferred tax assets in the period/year were as follows:

	Fiscal year ended 31.12.2025 VND	Fiscal year ended 31.12.2024 VND
Opening balance	18,339,519,916	16,872,210,044
Additional in deferred tax assets	868,623,031	1,474,855,807
Change of eliminated entry of fixed assets	(7,545,934)	(7,545,935)
Closing balance	19,200,597,013	18,339,519,916

18 SHORT-TERM TRADE PAYABLES

	31.12.2025		31.12.2024	
	Amount VND	Amount able to be paid off VND	Amount VND	Amount able to be paid off VND
Related parties (Note 38)	9,966,094,632	9,966,094,632	1,825,991,040	1,825,991,040
Third parties (*)	381,664,560,532	381,664,560,532	165,471,355,694	165,471,355,694
	391,630,655,164	391,630,655,164	167,297,346,734	167,297,346,734

(*) Suppliers accounting for 10% or more of total trade accounts payable balance were as follows:

	31.12.2025 VND	31.12.2024 VND
Nomura Trading Co., Ltd	71,709,171,625	57,052,189,125

As at 31 December 2025 and 31 December 2024, there was no balance of short-term trade payables that were past due.

19 SHORT-TERM ACCRUED EXPENSES

	31.12.2025 VND	31.12.2024 VND
Interest payable	-	384,391,890
Payment discount	5,439,437,013	5,026,530,115
Land rental fee	32,560,698,985	32,560,698,985
Recycling and handling of product packaging cost (*)	4,000,000,000	-
Other accruals	28,735,251,654	21,553,956,033
	70,735,387,652	59,525,577,023

19 SHORT-TERM ACCRUED EXPENSES (cont.)

In accordance with the provisions of the Law on Environmental Protection 2020, Decree No. 05/2025/NĐ-CP dated 6 January 2025 and Decree No. 08/2022/NĐ-CP dated 10 January 2022 of the Government detailing the implementation of certain articles of the Law on Environmental Protection, manufacturers and importers of specific types of products and packaging are required to recycle those products and packaging in accordance with mandatory recycling rates set out in the prescribed roadmap, effective from 1 January 2024.

The Company is currently engaged in the following activities:

- Manufacturing pharmaceuticals, health supplements, and cosmetics for domestic distribution, export, and outsourcing for partners.
- Importing health supplements and medical devices and outsourcing the production of dietary supplements for domestic distribution.

Additionally, the Company has a packaging factory that produce packaging materials used for product packaging (including printed labels, intermediate boxes, and carton boxes,...).

Accordingly, the Company is subject to the obligation to fulfill responsibilities for the recycling and handling of product packaging, and to make financial contributions to the Vietnam Environmental Protection Fund, based on the mandatory recycling rates in accordance with prevailing regulations.

20 SHORT-TERM UNEARNED REVENUE

	31.12.2025 VND	31.12.2024 VND
Unearned revenue from customer loyalty programs (Note 3)	42,842,121,344	48,506,708,876

21 OTHER SHORT-TERM PAYABLES

	31.12.2025 VND	31.12.2024 VND
Union fee	687,500,800	652,369,480
Unpaid dividends	-	522,984,284,000
Others	1,531,766,365	1,381,039,466
	<u>2,219,267,165</u>	<u>525,017,692,946</u>

22 SHORT-TERM LOANS

	31.12.2025		31.12.2024	
	Amount VND	Amount able to be paid off VND	Amount VND	Amount able to be paid off VND
Loans from banks	-	-	649,913,916,414	649,913,916,414
	<u>-</u>	<u>-</u>	<u>649,913,916,414</u>	<u>649,913,916,414</u>

22 SHORT-TERM LOANS (cont.)

Movements of short-term loans during the period/year were as follows:

	As at 01.01.2025 VND	Increases VND	Decreases VND	As at 31.12.2025 VND
Loans from banks (*)	649,913,916,414	1,644,854,594,007	(2,294,768,510,421)	-
	649,913,916,414	1,644,854,594,007	(2,294,768,510,421)	-

(*) These loans bear interests at the rates ranging from 0.27% to 0.33% per month (in 2024: from 0.23% to 0.38% per month).

As at 31 December 2024, there was no short-term loan that was past due.

23 BONUS AND WELFARE FUNDS

The funds are established through appropriation from retained earnings upon approval of shareholders at the Company's Annual General Meetings ("AGM"). The funds are used to pay bonus and welfare to the Company's employees in accordance with the Company's bonus and welfare policies and to use for Operation Fund for Board of Directors in accordance with the Company's AGM Resolution.

Movements of bonus and welfare funds during the period/year were as follows:

	Bonus and welfare fund VND	Welfare fund in form of assets VND	Operation Fund for Board of Directors VND	Total VND
Opening balance	8,570,023,533	7,421,824,177	9,625,316,189	25,617,163,899
Appropriation to the funds in the period/year	23,367,603,599	-	2,000,000,000	25,367,603,599
Depreciation of assets formed from the funds	-	(189,939,732)	-	(189,939,732)
Utilization	(30,326,149,991)	-	(1,565,372,298)	(31,891,522,289)
Closing balance	1,611,477,141	7,231,884,445	10,059,943,891	18,903,305,477

24 LONG-TERM PROVISIONS

	Provision for dismantling and restoration cost VND	Severance allowance VND	Total VND
Opening balance	43,353,624,197	28,600,781,126	71,954,405,323
Additional provision in the period/year	4,463,459,445	1,464,196,015	5,927,655,460
Utilization of provisions	-	(1,392,040,306)	(1,392,040,306)
Closing balance	47,817,083,642	28,672,936,835	76,490,020,477

25 SCIENCE AND TECHNOLOGY DEVELOPMENT FUNDS

In accordance with Circular No. 05/2022/TTLT-BKHCHN-BTC dated 31 May 2022 issued by the Ministry of Science and Technology and Circular No. 67/2022/TT-BTC dated 7 November 2022 issued by the Ministry of Finance, enterprises are allowed to establish the science and technology development funds for research and development activities. Funds are utilized when disbursement is paid for research and development activities.

Movements of science and technology development funds during the period/year were as follows:

	Science and technology development fund in form of assets VND
Opening balance	2,241,078,734
Depreciation of assets formed from the funds	(1,512,001,159)
Closing balance	<u>729,077,575</u>

26 OWNER'S EQUITY

Form B 09 – DN

Movements in owners' equity

	Owner's contributed capital VND	Share premium VND	Investment and development fund VND	Retained earnings VND	Total VND
Balance as at 01 January 2024	1,307,460,710,000	6,778,948,000	2,458,122,657,972	1,080,572,358,298	4,852,934,674,270
Net profit for the period/year	-	-	-	778,920,119,960	778,920,119,960
Dividends for 2023	-	-	-	(980,595,532,500)	(980,595,532,500)
Advance dividend for the first period of 2024	-	-	-	(522,984,284,000)	(522,984,284,000)
Appropriation to bonus and welfare funds	-	-	-	(31,519,879,761)	(31,519,879,761)
Appropriation to Operation Fund for Board of Directors	-	-	-	(2,000,000,000)	(2,000,000,000)
Balance as at 31 December 2024	1,307,460,710,000	6,778,948,000	2,458,122,657,972	322,392,781,997	4,094,755,097,969
Net profit for the period/year	-	-	-	897,576,116,728	897,576,116,728
2nd Dividends for 2024	-	-	-	(784,476,426,000)	(784,476,426,000)
Reversal of Investment and development fund to undistributed retained earnings	-	-	(1,100,000,000,000)	1,100,000,000,000	-
Appropriation to bonus and welfare funds	-	-	-	(23,367,603,599)	(23,367,603,599)
Appropriation to Operation Fund for Board of Directors	-	-	-	(2,000,000,000)	(2,000,000,000)
Balance as at 31 December 2025	1,307,460,710,000	6,778,948,000	1,358,122,657,972	1,510,124,869,126	4,182,487,185,098

26 OWNER'S EQUITY (cont.)

Charter capital

	31.12.2025		31.12.2024	
	Number of shares	VND	Number of shares	VND
Authorized and issued share capital	130,746,071	1,307,460,710,000	130,746,071	1,307,460,710,000
Ordinary shares currently in circulation	130,746,071	1,307,460,710,000	130,746,071	1,307,460,710,000

All ordinary shares have a par value of VND 10,000. Each share is entitled to one vote at shareholders' meetings. Shareholders are eligible to dividends declared by the Company. Ordinary shares are ranked equally with regard to the Company's residual assets.

Dividends

The Company has declared the 2024 advance dividend payment in form of cash at the ratio of 40% on par value of ordinary share amounting to VND 522,984,284,000 as approved by the Resolution of the Annual General Meeting of Shareholders 2023 No.001/2024/NQ.DHDCD dated 23 April 2024 and Resolution No.018/2024/NQ.HĐQT dated 9 December 2024. The Company has paid the dividend advance on 14 February 2025.

According to Resolution of the Company's Annual General Meeting No. 001/2025/NQ.DHDCD dated 24 April 2025, the shareholders of the Company approved a cash dividend distribution at a rate of 100% of the par value, sourced from the 2024 undistributed retained earnings and the reversed amount from the Investment and Development Fund, equivalent to VND 1,307,460,710,000. The Company paid 60% of the par value of ordinary shares, equivalent to VND 784,476,426,000, on 18 June 2025.

Fund distribution

According to Resolution of the Annual General Meeting of Shareholders No. 001/2025/NQ.DHDCD dated 24 April 2025, the General Meeting of Shareholders of the Company approved the appropriation to bonus and welfare fund of employees from profit after tax of 2024 at the rate of 3%, equivalent to the amount of VND 23,367,603,599, and also used for the Operation Fund for Board of Directors, Audit Committee, members of other Committees under the Board of Directors, secretary of the Board of Directors with the amount of VND 2,000,000,000.

In addition, the General Meeting of Shareholders also approved the reversal of the Investment and Development Fund to Undistributed earnings, with a total amount of VND 1,100,000,000,000.

27 OFF BALANCE SHEET ITEMS

Foreign currencies

	31.12.2025	31.12.2024
United states Dollar (USD)	883,178	658,361
Euro (EUR)	2,851	57,316
Yen (JPY)	276,670	278,122

Bad debts written off

	31.12.2025 VND	31.12.2024 VND
Bad debts written off	17,429,208,475	14,772,171,603

28 REVENUES

	For the 3-month period ended		For the year ended	
	31.12.2025	31.12.2024	31.12.2025	31.12.2024
	VND	VND	VND	VND
Sales				
Sales of finished goods	1,820,183,383,920	1,630,064,249,958	5,622,839,978,328	5,134,526,520,641
Sales of merchandise	211,900,349,619	118,040,963,203	509,674,579,295	576,986,121,757
Others	1,206,765,663	903,015,924	4,390,810,715	2,910,213,232
	<u>2,033,290,499,202</u>	<u>1,749,008,229,085</u>	<u>6,136,905,368,338</u>	<u>5,714,422,855,630</u>
Deductions				
Sales discount	286,840,772,717	289,897,256,091	863,636,009,390	826,955,568,534
Sales return	3,977,920,973	432,704,810	6,306,674,898	2,599,632,004
	<u>290,818,693,690</u>	<u>290,329,960,901</u>	<u>869,942,684,288</u>	<u>829,555,200,538</u>
Net sales	<u>1,742,471,805,512</u>	<u>1,458,678,268,184</u>	<u>5,266,962,684,050</u>	<u>4,884,867,655,092</u>
In which:				
Sales of finished goods	1,531,826,181,866	1,341,196,589,674	4,759,139,970,235	4,310,800,839,107
Sales of merchandise	209,438,857,983	116,578,662,586	503,431,903,100	571,156,602,753
Others	1,206,765,663	903,015,924	4,390,810,715	2,910,213,232

Goods in transit's revenue have not been recognized as at 31 December 2025: VND 52,631,890,597
(as at 31 December 2024: VND 31,755,067,906).

29 COST OF SALES

	For the 3-month period ended		For the year ended	
	31.12.2025	31.12.2024	31.12.2025	31.12.2024
	VND	VND	VND	VND
Cost of finished goods sold	744,574,659,687	686,305,499,497	2,296,074,405,670	2,208,013,349,305
Cost of merchandise sold	193,964,798,147	107,905,594,392	454,146,844,847	538,644,598,631
Additional/(Reversal) provision for devaluation of inventories	5,842,425,001	(1,928,960,715)	4,369,724,772	443,574,006
	<u>944,381,882,835</u>	<u>792,282,133,174</u>	<u>2,754,590,975,289</u>	<u>2,747,101,521,942</u>

30 FINANCIAL INCOMES

	For the 3-month period ended		For the year ended	
	31.12.2025	31.12.2024	31.12.2025	31.12.2024
	VND	VND	VND	VND
Interest income	26,536,495,795	33,935,178,836	123,012,394,804	138,159,732,803
Foreign exchange gain	2,677,582,677	1,618,161,849	10,223,354,248	9,960,233,205
	<u>29,214,078,472</u>	<u>35,553,340,685</u>	<u>133,235,749,052</u>	<u>148,119,966,008</u>

31 FINANCIAL EXPENSES

	For the 3-month period ended		For the year ended	
	31.12.2025	31.12.2024	31.12.2025	31.12.2024
	VND	VND	VND	VND
Interest expenses	2,998,840,491	8,224,006,815	25,635,277,644	24,810,529,888
Foreign exchange losses	973,300,933	4,869,063,624	10,801,518,424	12,473,773,778
Settlement discount	14,156,676,175	15,816,316,870	45,291,295,705	52,641,755,831
(Reversal)/Additional provision for impairment of long-term financial investments	(17,500,000)	35,000,000	(192,500,000)	(262,500,000)
Other financial expenses	144,900	10,644,900	54,649,482	75,651,057
	<u>18,111,462,499</u>	<u>28,955,032,209</u>	<u>81,590,241,255</u>	<u>89,739,210,554</u>

32 SELLING EXPENSES AND GENERAL & ADMINISTRATIVE EXPENSES

Selling expenses

	For the 3-month period ended		For the year ended	
	31.12.2025	31.12.2024	31.12.2025	31.12.2024
	VND	VND	VND	VND
Staff cost	174,519,267,862	125,841,870,568	559,208,908,490	482,878,885,202
Advertising expenses	88,407,193,822	10,735,460,998	166,409,969,334	61,742,301,845
Others	183,268,156,129	121,883,163,173	431,510,924,702	360,045,912,118
	<u>446,194,617,813</u>	<u>258,460,494,739</u>	<u>1,157,129,802,526</u>	<u>904,667,099,165</u>

General & administrative expenses

	For the 3-month period ended		For the year ended	
	31.12.2025	31.12.2024	31.12.2025	31.12.2024
	VND	VND	VND	VND
Staff cost	74,886,485,067	42,672,032,013	220,249,427,224	182,989,901,382
Others	54,975,413,843	40,744,731,496	148,493,636,485	129,833,517,304
	<u>129,861,898,910</u>	<u>83,416,763,509</u>	<u>368,743,063,709</u>	<u>312,823,418,686</u>

33 OTHER INCOME AND EXPENSES

Other income

	For the 3-month period ended		For the year ended	
	31.12.2025	31.12.2024	31.12.2025	31.12.2024
	VND	VND	VND	VND
(Loss)/Gain from disposals of fixed assets and other long-term assets	(156,174,545)	137,060,000	-	967,727,000
Compensation received	-	-	7,915,963,240	-
Receiving supports from Taisho	-	-	54,778,750	-
Income from research services	-	-	-	940,954,990
Others	753,364,079	1,208,418,875	2,478,048,274	-
	<u>597,189,534</u>	<u>1,345,478,875</u>	<u>10,448,790,264</u>	<u>3,406,961,385</u>

Other expenses

	For the 3-month period ended		For the year ended	
	31.12.2025	31.12.2024	31.12.2025	31.12.2024
	VND	VND	VND	VND
Carrying amount of disposal fixed assets	2,429,784,856	-	2,429,784,856	-
Depreciation expense	181,716,730	55,652,112,550	776,751,117	58,489,065,550
Supporting fee for business households	6,153,990,856	6,257,427,703	17,521,345,316	16,254,217,630
Others	5,099,421,684	3,088,067,512	7,435,679,264	4,744,164,132
	<u>13,864,914,126</u>	<u>64,997,607,765</u>	<u>28,163,560,553</u>	<u>79,487,447,312</u>

34 PRODUCTION AND OPERATION COSTS BY NATURE

	Fiscal year ended	
	31.12.2025	31.12.2024
	VND	VND
Raw materials and consumables	2,388,440,348,590	2,325,405,858,858
Staff cost	1,150,179,825,334	1,000,468,416,730
Depreciation and amortization	118,231,213,577	111,206,403,872
Out-sourced services	393,357,448,834	330,171,458,595
Other expenses	428,942,391,428	275,113,082,764
	<u>4,479,151,227,763</u>	<u>4,042,365,220,819</u>

35 CURRENT AND DEFERRED CORPORATE INCOME TAX

The current corporate income tax (CIT) expense for the period/year was computed as follows:

	Fiscal year ended	
	31.12.2025	31.12.2024
	VND	VND
Accounting profit before tax	1,020,429,580,034	904,484,566,816
Tax calculated at a normal rate of 20%	204,085,916,007	180,896,913,364
Adjustments for:		
Expenses not deductible for tax purposes	16,731,752,777	24,991,916,844
Under provision of tax in the prior year	-	233,271,461
Temporary CIT differences	1,473,654,615	2,541,103,390
Corporate income tax incentives at branches	(118,576,782,996)	(102,405,448,331)
The additional corporate income tax according to Resolution No. 107/2023/QH15	20,000,000,000	20,774,000,000
Corporate income tax expense	123,714,540,403	127,031,756,728

Movements in deferred corporate tax expense/ (income) during the period/year were as follows:

	Fiscal year ended	
	31.12.2025	31.12.2024
	VND	VND
Deferred corporate tax income	(868,623,031)	(1,474,855,807)
Change of eliminated entry of fixed assets	7,545,934	7,545,935
	(861,077,097)	(1,467,309,872)

Applicable tax rates

Since 01 April 2018, DHG Pharmaceutical One Member Limited Company (DHG Pharma Ltd.) and DHG Packaging and Printing 1 One Member Limited Company (DHG PP1) have been merged into the Company and still have the following preferential tax rates:

- Pursuant to the investment certificate, DHG PP1 is obliged to pay corporate income tax (CIT) at the rate of 10% of taxable income from 2014 to 2028. Under terms in investment certificate granted to DHG PP1, DHG PP1 is entitled to CIT exemption from 2014 to 2017 and 50% tax reduction from 2018 to 2026.
- Pursuant to investment certificate No. 642041000005 issued by the Management Board of Hau Giang Industrial Zone, DHG Pharma Ltd. is obliged to pay CIT at the rate of 10% of taxable income for 15 years from the date of starting its operation. DHG Pharma Ltd. is entitled to the CIT exemption for 4 years and 50% reduction for the following 9 years commencing from the first year of having taxable income. DHG Pharma Ltd. has registered to apply the above tax incentives effective from the fiscal year 2015.

All above tax incentives are not applicable to remaining income which is entitled to the normal rate of 20%.

36 BASIC EARNINGS PER SHARE

Basic earnings per share are calculated by dividing the net profit attributable to shareholders after deducting the bonus and welfare funds by the weighted average number of ordinary shares outstanding during the period/year, excluding ordinary shares repurchased by the Company and held as treasury shares.

	Fiscal year ended	
	31.12.2025	31.12.2024
	VND	VND
Accounting profit after corporate income tax	897,576,116,728	778,920,119,960
Appropriation to fund (*)	(28,927,283,502)	(25,367,603,599)
Profit attributable to ordinary shareholders	868,648,833,226	753,552,516,361
Weighted average ordinary shares in circulation for the period/year (share)	130,746,071	130,746,071
Basic earnings per share	6,644	5,763

(*) The amount allocated to the Bonus and Welfare fund and Operating fund of the Board of Directors expected for the fiscal year ended 31 December 2025 is calculated based on the planned allocation rate according to the Resolution of the General Meeting of Shareholders of the Company No. 001/2025/NQ.DHDCD approved on 24 April 2025 for the Bonus and Welfare fund to be 3% of profit after tax and the Operating fund of the Board of Directors to be VND 2,000,000,000.

The Company does not have potentially diluted ordinary shares.

DHG PHARMACEUTICAL JOINT STOCK COMPANY

Form B 09 – DN

37 COMMITMENTS AND CONTINGENT LIABILITY

a) Operating lease commitment

	Fiscal year ended	
	31.12.2025	31.12.2024
	VND	VND
Minimum lease payment under operating leases recognized in the income statement for the period/year	8,889,488,056	11,299,480,342

At the balance sheet date, the Company had outstanding commitments under non-cancellable operating leases as follows:

	31.12.2025 VND	31.12.2024 VND
Within one year	25,496,958,563	11,258,480,342
In the first to fifth year inclusive	80,757,784,831	35,308,488,294
After five years	91,852,037,896	98,928,475,038
	<u>198,106,781,290</u>	<u>145,495,443,674</u>

b) Capital commitment

Capital expenditure contracted for at the balance sheet date was as follows:

	31.12.2025 VND	31.12.2024 VND
Approved but not contracted	41,163,401,129	41,457,724,585
Approved and contracted but not implemented	1,866,781,144	278,353,023
	<u>43,030,182,273</u>	<u>41,736,077,608</u>



38 TRANSACTIONS WITH RELATED PARTIES

Related partiesRelationship

The State Capital Investment Corporation ("SCIC")	Major shareholder
Taisho Pharmaceutical Co., Ltd	Major shareholder
Hoe Pharmaceuticals Sdn Bhd	Related companies of Taisho
Taisho Pharmaceuticals (Philippines), Inc.	Related companies of Taisho
Taisho Pharmaceutical (Thailand) Co., Ltd	Related companies of Taisho
Taisho Vietnam Co.,Ltd.	Related companies of Taisho
Traphaco Joint Stock Company	Related companies of SCIC

During the period/year, the following transactions were carried out with related parties:

	Fiscal year ended	
	31.12.2025 VND	31.12.2024 VND
Sales of goods and provision of services		
Taisho Pharmaceutical Co., Ltd	-	11,732,160
Taisho Pharmaceutical (Thailand) Co., Ltd	1,556,456,729	-
Taisho Pharmaceuticals (Philippines), Inc.	9,493,747,381	4,041,224,038
Hoe Pharmaceuticals Sdn Bhd	608,381,787	-
Traphaco Joint Stock Company	-	269,500,000
Purchases of goods and services		
Taisho Pharmaceutical (Thailand) Co., Ltd	19,976,299	-
Taisho Pharmaceutical Co., Ltd	37,695,281,594	7,703,226,493
Taisho Vietnam Co.,Ltd.	1,695,629,200	663,105,200
Presents		
Taisho Pharmaceuticals (Philippines), Inc.	21,244,563	-
Taisho Pharmaceutical (Thailand) Co., Ltd	5,874,367	-
Promotion		
Hoe Pharmaceuticals Sdn Bhd	57,319,318	-
Receive support		
Taisho Pharmaceutical Co., Ltd.	54,778,750	-
Dividends paid		
SCIC	566,262,370,000	424,696,777,500
Taisho Pharmaceutical Co.,Ltd	666,970,520,000	500,227,890,000

38 TRANSACTIONS WITH RELATED PARTIES (cont.)

Remuneration paid to the Company's Board of Directors and the Management during the period/year was as follows:

Name	Title	Fiscal year ended	
		31.12.2025	31.12.2024
		VND	VND
Ms. Dang Thi Thu Ha	Board of Directors Chairwoman	850,000,000	850,000,000
Mr. Jun Kuroda	Board of Directors Member	680,000,000	646,346,154
Mr. Toshiyuki Ishii	Board of Directors Member (resigned as General Director from 01 January 2026)	6,747,223,031	5,442,901,570
Mr. Maki Kamijo	Board of Directors Member	595,000,000	595,000,000
Ms. Le Thi Thanh Hien	Board of Directors Member (appointed from 24 April 2025)	358,076,923	-
Mr. Do Le Hung	Board of Directors Member	765,000,000	765,000,000
Mr. Truong Anh Hung	Board of Directors Member	680,000,000	410,769,231
Mr. Osamu Fujimori	Chief Operating Officer (from 01 January 2025)	2,328,827,695	-
Ms. Nguyen Ngoc Diep	Deputy General Director	4,437,463,470	2,944,716,847
Mr. Tomoyuki Kawata	Deputy General Director	2,868,647,274	2,860,670,723
		<u>20,310,238,393</u>	<u>14,515,404,525</u>

Related party balances at the balance sheet date were as follows:

	31.12.2025	31.12.2024
	VND	VND
Trade receivables		
Hoe Pharmaceuticals Sdn Bhd	306,291,315	-
Taisho Pharmaceuticals (Philippines), Inc.	7,106,370,004	3,009,909,100
	<u>7,412,661,319</u>	<u>3,009,909,100</u>
Trade payables		
Taisho Pharmaceutical Co., Ltd	9,966,094,632	1,825,991,040
	<u>9,966,094,632</u>	<u>1,825,991,040</u>
Short-term advances from customers		
Taisho Pharmaceutical Co., Ltd	1,922,611,856	1,283,017,885
Hoe Pharmaceuticals Sdn Bhd	-	16,986,595
	<u>1,922,611,856</u>	<u>1,300,004,480</u>

39 SUPPLEMENTAL DISCLOSURES OF CASH FLOW INFORMATION

(a) Non-cash transactions affecting the cash flow statement

	Fiscal year ended	
	31.12.2025 VND	31.12.2024 VND
Appropriation to reserves from profit	25,367,603,599	33,519,879,761
Transfers from construction in progress to tangible fixed assets	60,908,772,914	511,658,589,036
Transfers from construction in progress to prepayments, tools and supplies	5,598,527,156	24,892,388,348
Reversal of Investment and Development Fund to Undistributed retained earnings	1,100,000,000,000	-
Accrued interest payables	-	384,391,890
Accrued interest income	61,046,506,858	58,661,986,308

(b) Proceeds from borrowings

	Fiscal year ended	
	31.12.2025 VND	31.12.2024 VND
Proceeds from borrowings under normal contracts not over 3 months	323,407,289,084	89,634,020,071
Proceeds from borrowings under normal contracts over 3 months	1,321,447,304,923	1,708,084,671,223

(c) Repayment of borrowings

	Fiscal year ended	
	31.12.2025 VND	31.12.2024 VND
Repayment of borrowings under normal contracts not over 3 months	323,407,289,084	89,634,020,071
Repayment of borrowings under normal contracts	1,971,361,221,337	1,630,335,302,369


Tran Ngoc Hien
Preparer

Ho Bui Huan
Chief AccountantToshifumi Kojima
Acting General Director
20 January 2026